

**FY 2019 - 2023**

**Annual Statistical Report  
FY 2023**



U.S. Citizenship and  
Immigration Services



## Message from the Director

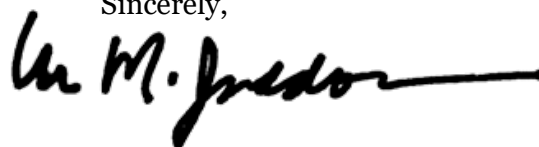
The fiscal year (FY) 2023 Annual Statistical Report demonstrates our commitment to delivering fair and timely decisions to families, businesses, workers, and those seeking refuge in our country. In FY 2023, U.S. Citizenship and Immigration Services (USCIS) received nearly 11 million filings and completed more than 10 million applications, petitions, and requests, both of which mark an all-time high for our agency. Among USCIS' record number of case completions in FY 2023, the agency naturalized more than 878,500 new U.S. citizens, including 12,000 members of the military, effectively eliminating the backlog of naturalization applications.

USCIS continued to address growing humanitarian needs around the globe, as individuals seek protection in the United States from oppression, violence, and other urgent circumstances. USCIS interviewed over 94,000 refugee applicants – more than double the amount completed in the previous fiscal year – resulting in the admission and resettlement of over 60,000 refugees. In FY 2023, USCIS received approximately 457,200 applications for asylum (Form I-589) and completed about 51,500 applications. The number of I-589 applications received in FY 2023 was 89 percent higher than in FY 2022. Credible Fear referrals received by USCIS increased by 120 percent from FY 2022, from 68,300 to 150,400. USCIS officers' completions increased by 152 percent, from 54,100 in FY 2022 to 136,300 in FY 2023.

In FY 2023, USCIS supported the Biden-Harris Administration's efforts to establish lawful pathways that allow for the safe and orderly processing of individuals into the United States through the implementation of new processes for Cubans, Haitians, Nicaraguans, and Venezuelans (CHNV); and by maintaining support for the Uniting for Ukraine (U4U) process. As of the end of FY 2023, more than 150,000 Ukrainian nationals and their immediate family members had entered the United States under the U4U process and nearly 238,000 individuals had entered through the CHNV process. As a part of our enduring commitment to this population, ensuring continuity of lawful immigration presence and employment authorization as they pursue a long-term immigration status, USCIS also stood up a process for Operation Allies Welcome Afghan parolees evacuated since 2021 to seek re-parole or an extension of parole. USCIS also strengthened immigration for workers and employers. In FY 2023, USCIS received over 3.5 million applications for employment authorization, 50 percent more than the previous year, and completed over 3.4 million applications, 45 percent more than in FY 2022. And, similar to FY 2022, USCIS and the Department of State issued all available employment-based immigrant visas (almost 194,000) in FY 2023.

Despite the increases in incoming work, USCIS ended FY 2023 by reducing the USCIS backlog by 15 percent. This is the first backlog reduction in over a decade. I couldn't be prouder of the USCIS workforce that has worked tirelessly over the past year to uphold America's promise as a nation of welcome and possibility with fairness, integrity, and respect for all we serve.

Sincerely,



Ur M. Jaddou  
Director  
U.S. Citizenship and Immigration Services



## Table of Contents

Table of Contents .....	3
About U.S. Citizenship and Immigration Services .....	5
FY 2023 Snapshot .....	5
Overview .....	7
Applications, Petitions, and Requests Received in FY 2023 (in millions) .....	7
Applications, Petitions, and Requests Completed in FY 2023 (in millions) .....	7
Citizenship and Lawful Permanent Resident Status .....	8
Applications for Naturalization (N-400) Received and Completed, FY 2019 – FY 2023 .....	8
Applications for Lawful Permanent Resident Status (Form I-485) Completed, FY 2019 – FY 2023 (in thousands).....	10
Family-Based Immigrant Petitions .....	11
Petitions for Alien Relatives (Form I-130) Received and Completed, FY 2019 – FY 2023.....	11
Petitions for Alien Fiancés (Form I-129F) Received and Completed, FY 2019 – FY 2023.....	11
Nonimmigrant Workers and Employment-Based Immigrant Petitions.....	12
Form I-129 Petitions Received and Completed, FY 2019 – FY 2023 .....	12
Form I-129 Petitions Completed by Type, FY 2023 .....	13
Employment Authorization Applications.....	14
Form I-765 Applications Received and Completed, FY 2019 – FY 2023.....	14
Applications for Affirmative Asylum (Form I-589) Received and Completed, FY 2019 – FY 2023 .....	16
Credible Fear Referrals (Form I-867) and Completions, FY 2019 – FY 2023 .....	17
Applications for T Nonimmigrant Status (Form I-914) Received and Completed, FY 2019 – FY 2023 .....	18
Petitions for U Nonimmigrant Status (Form I-918) Received and Completed, FY 2019 – FY 2023 .....	19
Petitions for Temporary Protected Status (Form I-821) Received and Completed, FY 2019 – FY 2023 .....	20
VAWA Self-Petitions (Form I-360) Received and Completed, FY 2019 – FY 2023 .....	21
SIJ Petitions (Form I-360) Received and Completed, FY 2019 – FY 2023 .....	22
Other Services .....	22
DACA Requests (Form I-821D) Received and Completed, FY 2019 – FY 2023 .....	23
Applications to Extend/Change Nonimmigrant Status (Form I-539) Received and Completed, FY 2019 – FY 2023 .....	24
Applications for Notice of Appeal or Motion.....	24
(Form I-290B) Received and Completed, FY 2019 – FY 2023 .....	24

Applications to Replace a Permanent Resident Card (Form I-90) Received and Completed, FY 2019 – FY 2023..... 25  
Application for Travel Documents (Form I-131) Received and Completed, FY 2019 – FY 2023 25  
Applications and Petitions Filed Online, FY 2019 – FY 2023..... 26  
USCIS Programs and Initiatives.....27  
About USCIS Data ..... 30  
Appendix A .....31

# About U.S. Citizenship and Immigration Services

USCIS administers the nation’s lawful immigration system. We manage a broad range of programs through which we process millions of immigration and naturalization benefit requests each year.

## Adjudicating Petitions, Applications, and Requests

FY 2023 Snapshot
10.97 million receipts
20,780 USCIS employees
\$6.1 billion budget, 95 percent supported by fees
878,500 new citizens naturalized
619,720 granted lawful permanent residence
171,600 protection interviews conducted by asylum officers
94,400 refugees interviewed
3.4 million employment authorization applications completed
14 million Contact Center calls received
46 million E-Verify cases to confirm eligibility to work in the United States
3.3 million biometrics collected
\$22 million in citizenship and integration grants
136.9 million screenings for fraud, public safety, and national security cases

- *Citizenship and Lawful Permanent Resident status:* USCIS processes applications from individuals who wish to become U.S. citizens through naturalization or to become lawful permanent residents.

- *Family-based immigrant petitions:* USCIS manages the process that allows lawful permanent residents and U.S. citizens to bring certain qualifying relatives to live and work in the United States.

- *Employment-based nonimmigrant and immigrant petitions:* USCIS manages the process that allows individuals from other countries to lawfully work in the United States. Some of these opportunities are temporary (such as H-1B specialty occupations) and some provide a path to lawful permanent residence.

- *Humanitarian programs:* USCIS administers a number of humanitarian programs. These include programs for asylum seekers; refugees; special immigrant juveniles; those eligible for parole for urgent humanitarian reasons or significant public benefit; those eligible for temporary protected status; as well as victims of certain qualifying criminal activity, domestic violence, and human trafficking.

- *Other services:* USCIS handles requests for the Deferred Action for Childhood Arrivals (DACA) program, victims of crime and exploitation, individuals who seek to change or extend status in the United States, and those who need to replace their Permanent Resident Card (Green Card), among other services for immigrants and nonimmigrants.

## **Managing Verification of Employment Eligibility and Immigration Status**

We administer E-Verify, a tool that helps ensure a legal work force by allowing participating employers to confirm online whether their new employees are eligible to work in the United States. We also administer the Systematic Alien Verification for Entitlements (SAVE) program that assists federal, state, local and tribal benefit-administering agencies to confirm eligibility for public benefits and licenses by providing citizenship and immigration status information to them.

## **Delivering Freedom of Information Act Requests**

The USCIS Freedom of Information Act (FOIA) Office receives, tracks, and processes all USCIS FOIA requests to ensure transparency within the agency. Requests can include individual immigration records, data and statistical information, memoranda, audio and video recordings, publications, webpages, telephone logs and email messages.

## **Deterring, Detecting, and Addressing Vulnerabilities**

We determine whether individuals or organizations requesting benefits pose a threat to national security, public safety, or the integrity of the nation's immigration system. As part of the background check process, biometrics are submitted at 131 Application Support Centers. Our work also includes administratively investigating immigration benefit fraud, detecting and mitigating threats to national security and public safety, referring concerns to appropriate law enforcement partners, and identifying and addressing internal risks and vulnerabilities.

## **Promoting the Integration of Immigrants into American Society**

The USCIS Office of Citizenship is mandated by the Homeland Security Act of 2002 (Pub. L. No. 107–296) to promote instruction and training on citizenship rights and responsibilities, including the development of educational materials. The mission of the USCIS Office of Citizenship is to provide federal leadership, tools, and resources, such as [grants](#) to organizations that provide education programs, to proactively foster civic integration and immigrant integration.

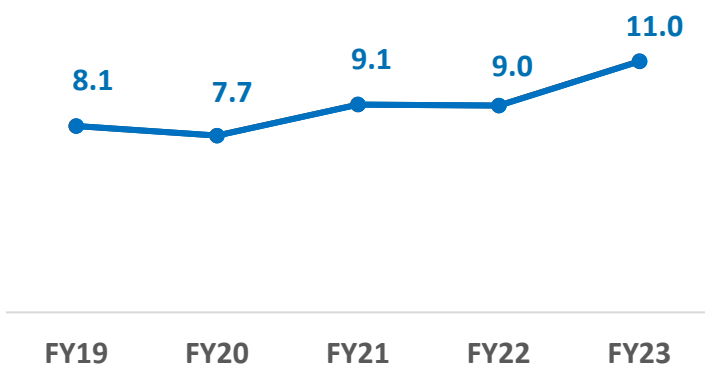
## **Communicating with the Public**

Through our Contact Centers, responses to Freedom of Information Act requests, and other channels, we respond to millions of inquiries about the legal U.S. immigration system to applicants and other stakeholders. USCIS facilitates open and transparent communication between USCIS offices nationwide, external stakeholders, and the communities they represent, through public engagements to ensure that the public has a clear understanding of our agency's priorities and policies.

## Overview

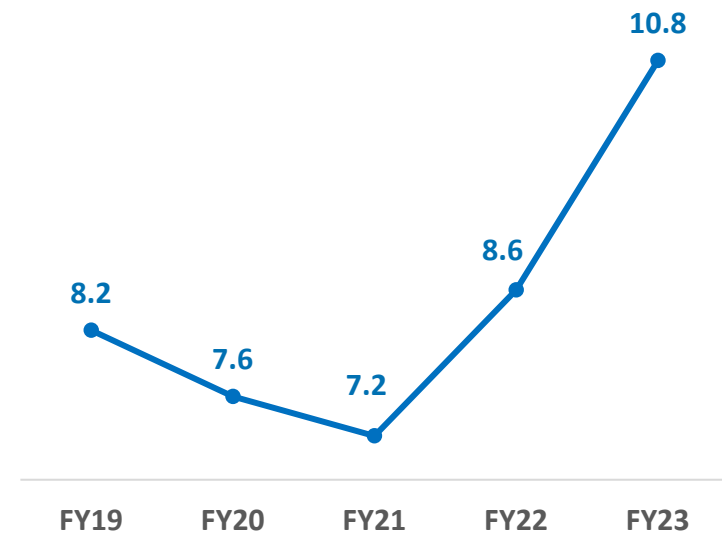
### USCIS Received and Completed Almost 11 Million Applications, Petitions and Requests in FY 2023

**Applications, Petitions, and Requests Received in FY 2023 (in millions)**



USCIS received more applications, petitions, and requests for benefits in FY 2023 than in any previous year. FY 2023 saw 10.97 million receipts, a 21 percent increase from the 9.0 million received in FY 2022. USCIS saw increases in applications for Temporary Protected Status (Form I-821), Lawful Permanent Resident (LPR) status (Form I-485), Asylum (Form I-589), and Employment Authorization (Form I-765) in FY 2023 compared to FY 2022.

**Applications, Petitions, and Requests Completed in FY 2023 (in millions)**



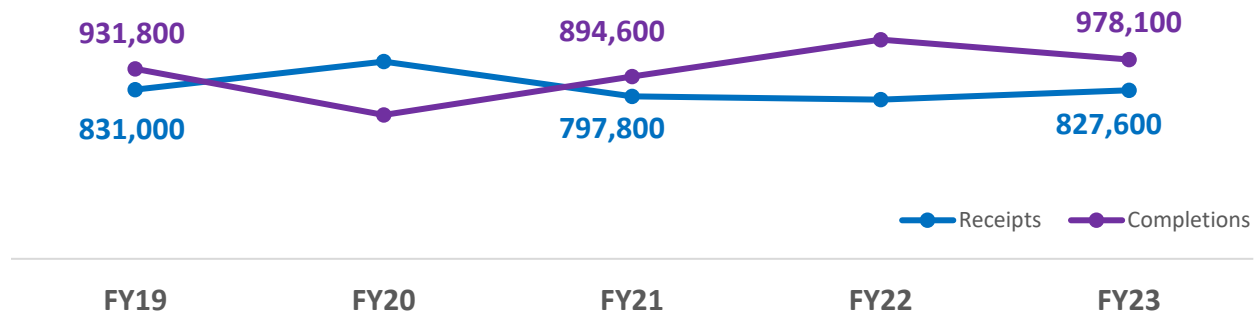
In FY 2023, USCIS completed 10.8 million applications, petitions, and requests – a 26 percent increase from the previous fiscal year and the highest number ever completed.

## Citizenship and Lawful Permanent Resident Status

### USCIS Received More Applications for Naturalization in FY 2023 than in FY 2022. Completions Decreased Slightly but Remained High.

USCIS received approximately 827,600 applications for naturalization ([Form N-400](#)) in FY 2023, 46,400 more than USCIS received in FY 2022. USCIS completed 978,100 applications for naturalization in FY 2023, a nine percent decrease or 97,600 fewer applications than in FY 2022. However, the number of naturalization applications USCIS completed in FY 2023 was the second highest in the last five years. Of those completed, USCIS naturalized 878,500 new citizens in FY 2023, down from 967,500 in FY 2022.

#### Applications for Naturalization (N-400) Received and Completed, FY 2019 – FY 2023





## Military Naturalizations

In FY 2023, we naturalized more than 12,100 service members, an almost 14 percent increase from the previous year. This substantial increase can be attributed to the use of video interviews for military members throughout their career at basic training, non-basic locations, and overseas as well as video naturalization ceremonies. In addition, to increase transparency, USCIS publishes additional data on military naturalizations on the [military naturalization statistics website](#).

On July 3, 2002, President George W. Bush issued Executive Order 13269, which designated the period beginning on September 11, 2001, as a period in which the Armed Forces of the United States were engaged in armed conflict with a hostile foreign force for the purposes of section 329 of the Immigration and Nationality Act. The Executive Order allowed qualifying service members who served honorably on or after September 11, 2001, to naturalize under section 329 of the Immigration and Nationality Act, which provides certain flexibilities in the usual naturalization requirements.

Since 2002, we have naturalized more than 170,000 members of the U.S. military, both at home and abroad. Naturalization ceremonies have taken place in more than 30 countries from Albania to the United Arab Emirates. In the last five years (FY2019 – FY 2023), we have naturalized more than 40,000 service members.

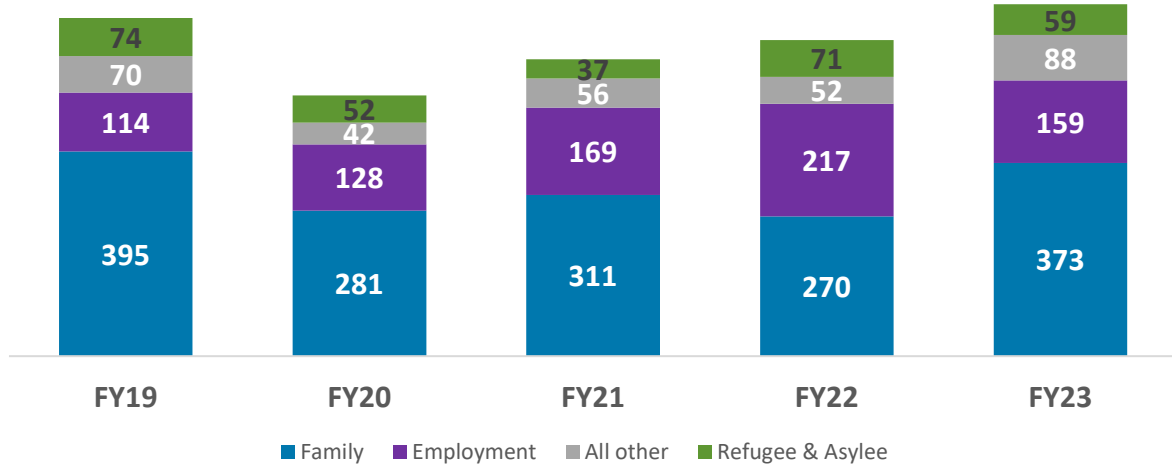
## In FY 2023, USCIS Received 23 Percent More Applications for Lawful Permanent Resident (LPR) Status and Completed 11 Percent More Applications than in FY 2022.

In FY 2023, USCIS received 23 percent more (759,000) filings of [Form I-485](#), Application to Register Permanent Residence or Adjust Status, than in FY 2022 (619,000).

USCIS completed about 11 percent more adjustment of status applications in FY 2023 (678,600) than in FY 2022 (610,800). USCIS increased the number of completions in most LPR subtypes, including family-based adjustments which increased by 38 percent – from 270,500 in FY 2022 to 373,500 in FY 2023. While USCIS completed more adjustment of status applications, employment-based applications decreased by 27 percent between FY 2022 and FY 2023, from 217,500 in FY 2022 to 159,700 in FY 2023. USCIS adjudicated 42,800 applications for asylum-based LPR status in FY 2023, compared to 57,000 in FY 2022, a 25 percent decrease. Completions for refugee-based LPR status increased 15 percent from approximately 13,800 in FY 2022 to 15,900 in FY 2023.

As in FY 2022, USCIS and the Department of State issued all available employment-based immigrant visas (almost 194,000) in FY 2023.

**Applications for Lawful Permanent Resident Status (Form I-485) Completed, FY 2019 – FY 2023 (in thousands)**

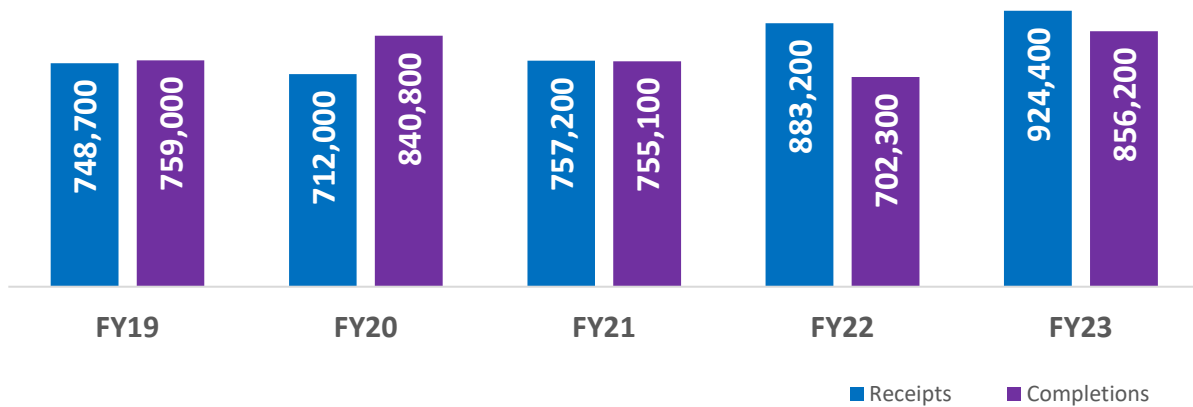


## Family-Based Immigrant Petitions

### USCIS Received More Petitions for Noncitizen Relatives in FY 2023 than in the Previous Five Fiscal Years.

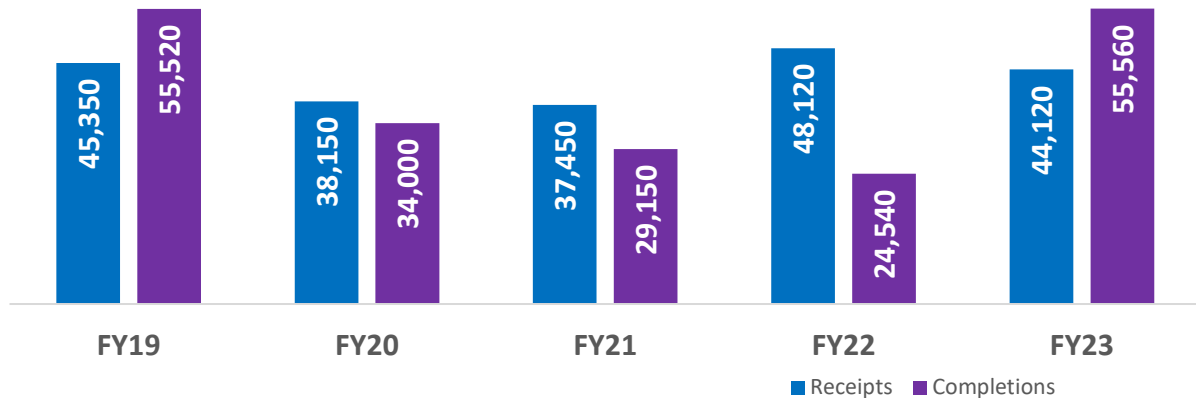
USCIS received more Petitions for Alien Relative ([Form I-130](#)) in FY 2023 (924,400) than in any of the previous five fiscal years. USCIS adjudicated 153,900 more Form I-130 petitions (856,200) in FY 2023 than in the previous year.

#### Petitions for Alien Relatives (Form I-130) Received and Completed, FY 2019 – FY 2023



USCIS received fewer Petitions for Alien Fiancé(e) ([Form I-129F](#)) in FY 2023 (44,120) than in FY 2022 (48,120). USCIS adjudicated more than double the number of Form I-129F petitions (55,560) in FY 2023 than in the previous year.

#### Petitions for Alien Fiancés (Form I-129F) Received and Completed, FY 2019 – FY 2023

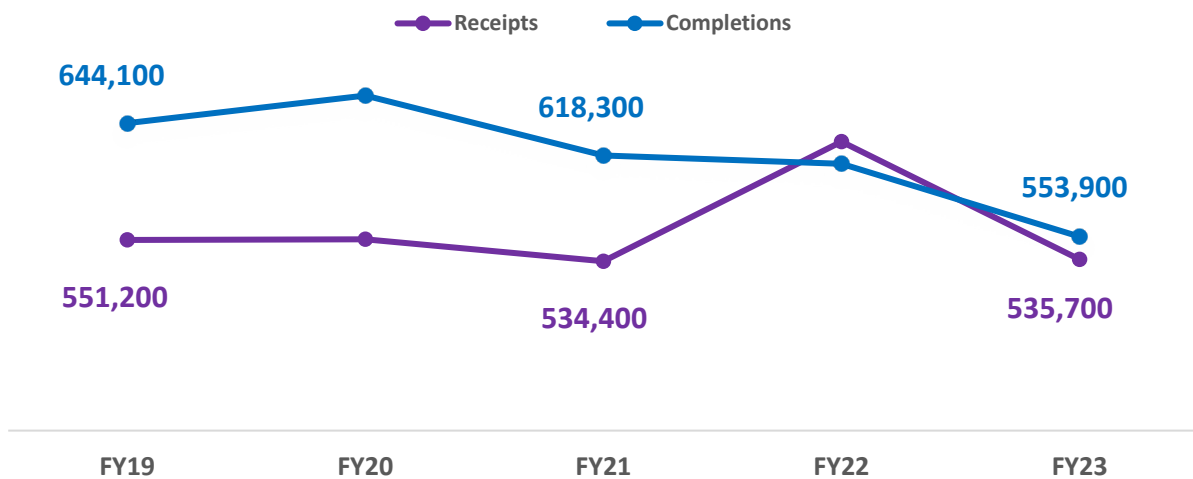


# Nonimmigrant Workers and Employment-Based Immigrant Petitions

## Receipts of Form I-129 Petitions Decreased by 15 Percent in FY 2023 from FY 2022.

In FY 2023, USCIS received 535,700 filings of [Form I-129](#), Petition for a Nonimmigrant Worker, about 15 percent fewer than the previous year. The Form I-129 petition is used for employers and employees seeking H-1B, H-2A, H-2B, L, O, and P classifications, among others. USCIS completed about nine percent fewer Form I-129 petitions (553,900) in FY 2023 than in the previous year. The number of completions was higher than the number of receipts due to secondary actions (which are considered a completion), such as revocations. In FY 2023, for example, USCIS processed about 59,600 revocations. One reason a revocation may occur is if the petitioner requests to withdraw the petition after approval.

### Form I-129 Petitions Received and Completed, FY 2019 – FY 2023



Notes: Applications may have been filed in previous fiscal years.

H-1B nonimmigrant worker petitions comprise the largest share of Form I-129 petitions USCIS receives each year. In FY 2023, H-1B petitions comprised almost three-fourths of all Form I-129 petitions received, roughly the same as the previous five years. Like H-1B nonimmigrant petitions, other Form I-129 nonimmigrant petition receipts in FY 2023 remained consistent with previous years, as did completions. For both the H-2A and H-2B nonimmigrant classifications, more than one worker may be included in a single petition.


## H-2B Program

In FY 2023, a total of 134,800 nonimmigrants were issued H-2B visas or otherwise acquired H-2B status from U.S. employers seeking to bring foreign nationals to the United States to fill temporary nonagricultural jobs. Of these, DOS issued 133,340 H-2B visas, including to beneficiaries approved under the FY 2023 Supplemental Caps. An employer may petition for more than one employee on a single petition.

There is a statutory numerical limit, or cap, on the total number of noncitizens who may be issued an H-2B visa or otherwise granted H-2B status during a fiscal year. Currently, Congress has set the H-2B cap at 66,000 visas per fiscal year, with 33,000 for workers who begin employment in the first half of the fiscal year (October 1 - March 31) and 33,000 for workers who begin employment in the second half of the fiscal year (April 1 - September 30). Generally, H-2B petitions may only be approved for nationals of countries that the Secretary of Homeland Security has designated.

For FY 2023, two allocations of supplement H-2B visas were made available. In addition to the initial cap of 33,000 for the first half of FY 2023, an additional 18,200 H-2B visas were made available for the first half of FY 2023 for returning workers with start dates from October 1, 2022, to March 31, 2023. These visas are limited to returning workers who were issued H-2B visas or held H-2B status in FY 2020, FY 2021, or FY 2022, regardless of country of nationality. The second allocation was available for the entirety of FY 2023 and provided an additional 20,000 visas set aside for nationals of Haiti, Honduras, Guatemala, and El Salvador who were exempted from the returning worker requirement. In total, 78,290 additional beneficiaries were approved under the supplemental cap in FY 2023. This includes 23,830 for the countries of Haiti, Honduras, Guatemala, and El Salvador, and 54,460 visas were approved for returning workers under supplemental cap allocations available.

### Form I-129 Petitions Completed by Type, FY 2023



### Immigrant Petitions by Alien Investor

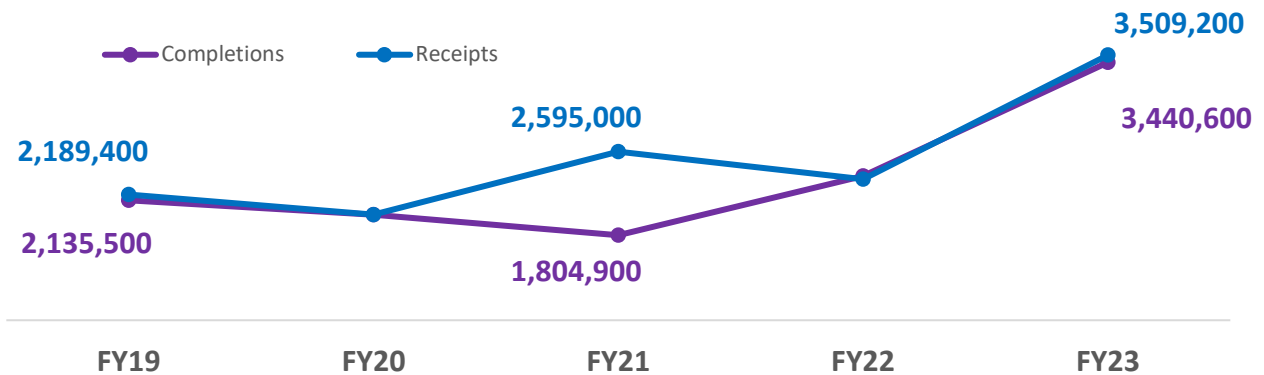
Under the EB-5 Immigrant Investor Program, immigrant investors and their families (spouses and unmarried children under 21) can file various form types to establish eligibility for a Green Card based on starting a qualifying commercial enterprise. In FY 2023, USCIS completed 3,490 Form I-526 petitions, 209 percent more than the previous year. A variety of factors contributed to this increase including more hiring, digitization of files, and streamlining of internal processes. Investors are eligible to apply for a Green Card if they make the necessary investment in a commercial enterprise in the United States and plan to create or preserve 10 permanent full-time jobs for qualified U.S. workers. In addition, in FY 2023, USCIS completed 2,080 Form I-829 petitions, a 28 percent increase over the previous fiscal year.

## Employment Authorization Applications

### USCIS Completed 45 Percent More Employment Authorization Applications in FY 2023 than Previous Fiscal Year.

Certain foreign nationals who are in the United States may file [Form I-765](#), Application for Employment Authorization, to request employment authorization and an Employment Authorization Document (EAD). Other foreign nationals whose immigration status authorizes them to work in the United States without restrictions may also use Form I-765 to apply for an EAD that shows such authorization. Applicants may use this form to request initial employment authorization, a renewal, or replacement of an EAD. In FY 2023, USCIS received over 3.5 million applications for employment authorization, 50 percent more than the previous year, and completed over 3.4 million applications, 45 percent more than in FY 2022. Completions included more than 1.2 million for those with pending asylum application.

#### Form I-765 Applications Received and Completed, FY 2019 – FY 2023



## Humanitarian Programs

USCIS administers several humanitarian-based immigration programs, including those for refugees; asylees; special immigrant juveniles; victims of domestic violence, trafficking, and other qualifying criminal activities; those seeking Temporary Protected Status; and parolees for urgent humanitarian reasons or significant public benefit. Limits exist on the number of refugees who may be admitted to the United States per year; the annual refugee ceiling is set by the President in consultation with Congress. In FY 2023, the refugee ceiling was set at 125,000. That year, USCIS interviewed approximately 91,800 refugee applicants in person and over 2,600 refugee applicants remotely in 84 countries.<sup>1</sup>

There are two processes for applying for asylum in the United States. Affirmative asylum, administered by USCIS using [Form I-589](#), Application for Asylum and for Withholding of Removal, is generally for asylum seekers who are not in removal proceedings; defensive asylum is generally for individuals who are in removal proceedings and request asylum while in immigration court through the Executive Office for Immigration Review (EOIR) at the Department of Justice.

In addition to adjudicating affirmative asylum applications, USCIS also conducts [credible fear](#) and [reasonable fear](#) screenings.<sup>2</sup> Credible fear screenings apply to individuals in expedited removal proceedings who indicate an intention to apply for asylum, a fear of persecution or torture, or a fear of return to their home country. Individuals are screened to determine whether there is a significant possibility that the individual could establish eligibility for asylum or withholding of removal, or a significant possibility that he or she is eligible for protection under the regulations implementing the Convention Against Torture.

Reasonable fear screenings apply to individuals who are subject to a final administrative removal order due to an aggravated felony conviction or who are subject to a reinstated order of removal and express a fear of return. Individuals who establish a reasonable possibility of persecution or torture upon return to their home country are referred to an immigration court where they may apply for withholding or deferral of removal.

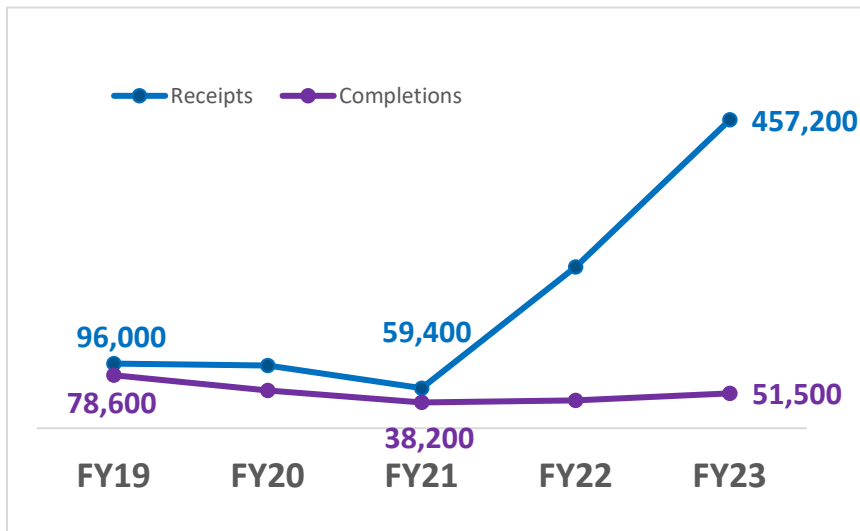
---

<sup>1</sup> This number represents the number of Form I-590 applicants interviewed. Form I-730 interviews are generally counted separately.

<sup>2</sup> In addition to these programs, USCIS also adjudicates suspension of deportation or cancellation of removal under the Nicaraguan Adjustment and Central American Relief Act (NACARA 203) and threshold screening assessments under the 2022 Additional Protocol to the 2002 U.S. – Canada Agreement for the Cooperation in the Examination of Refugee Status Claims from Nationals of Third Countries, 88 Fed. Reg. 18,227 (Mar. 28, 2023).

## USCIS Received 457,200 Applications for Affirmative Asylum, the Highest Ever.

### Applications for Affirmative Asylum (Form I-589) Received and Completed, FY 2019 – FY 2023



In FY 2023, USCIS received approximately 457,200 applications for asylum (Form I-589) and completed about 51,100 applications. The number of I-589 applications received in FY 2023 was 89 percent higher than in FY 2022 (239,000) and the highest in the agency's history.

In FY 2023, USCIS experienced a significant increase in applications filed by Cuban and

Venezuelan nationals. Between FY 2022 and FY 2023, annual affirmative asylum receipts from Cuban nationals increased from approximately 65,100 to 78,600 (21 percent), while receipts from Venezuelan nationals increased from approximately 47,600 to 98,700 (107 percent). Applications from these two countries alone comprised approximately 39 percent of total I-589 receipts in FY 2023.

## USCIS Completed 1,060 Asylum Merits Interviews.

At the end of the first fiscal year since phased implementation of the Interim Final Rule “Procedures for Credible Fear Screening and Consideration of Asylum, Withholding of Removal, and CAT Protection Claims by Asylum Officers” began, USCIS completed 1,060 Asylum Merits Interview cases.<sup>3</sup>

<sup>3</sup> See Asylum Processing Rule Cohort Reports, DHS Office of Immigration Statistics, <https://www.dhs.gov/immigration-statistics/special-reports/asylum-processing-rule-report> (last updated Apr. 20, 2023).



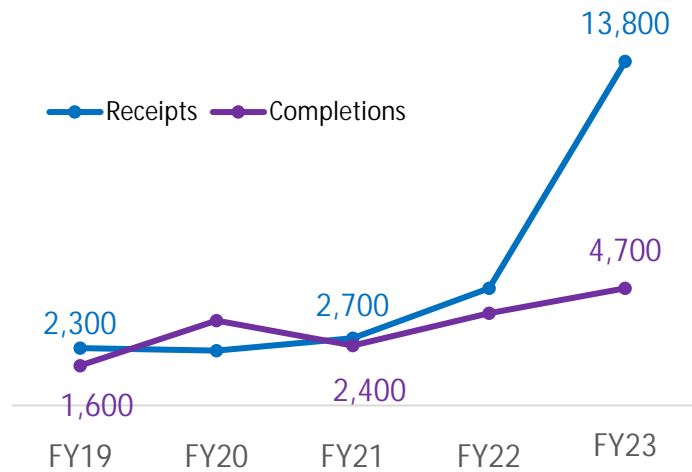


## Applications for T Nonimmigrant Status (Form I-914) Received and Completed, FY 2019 – FY 2023

T nonimmigrant status (commonly referred to as the T visa, [Form I-914](#), Application for T Nonimmigrant Status) provides a temporary immigration benefit to eligible trafficking victims for up to four years. A principal T visa applicant may also apply for derivative T nonimmigrant status for certain qualifying family members. By statute, no more than 5,000 principal T visas may be granted in any fiscal year (qualifying family members are not subject to the annual cap).

In FY 2023, USCIS received 13,800 T visa applications (this includes both principal applicants and qualifying family members), the highest number of applications to date. USCIS completed about 27 percent more applications in FY 2023 (approximately 4,700) compared to FY 2022 (approximately 3,700). This was the highest number of completions for this form.

Applications for T Nonimmigrant Status (Form I-914) Received and Completed, FY 2019 – FY 2023

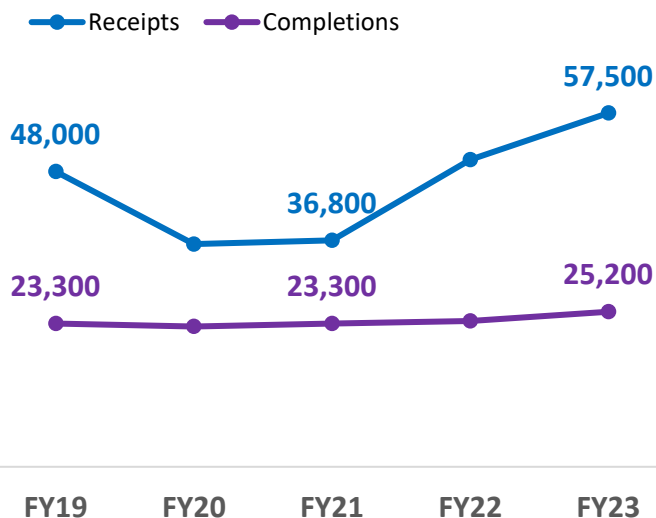


## USCIS Received About 15 Percent More U Visa Petitions than in the Previous Year.

U nonimmigrant status (commonly referred to as the U visa, [Form I-918](#), Petition for U Nonimmigrant Status) provides a temporary immigration benefit to eligible victims of certain qualifying criminal activities who assist law enforcement in the detection, investigation, prosecution, conviction or sentencing of those criminal activities. U nonimmigrant status is also available to certain qualifying family members of principal U nonimmigrants. By statute, no more than 10,000 individuals may receive principal U nonimmigrant status in any fiscal year (qualifying family members are not subject to the annual cap).

The number of petitions for U nonimmigrant status submitted to USCIS increased by 15 percent, from about 49,900 in FY 2022 to almost 57,500 petitions received in FY 2023 — rebounding to pre-pandemic levels. The number of completions has mostly remained consistent with the previous four years. In FY 2023, USCIS saw a slight increase in completions of 6 percent from 23,700 in FY 2022 to 25,200 in FY 2023. The U nonimmigrant bona fide determination process addresses the volume of U nonimmigrant petitions and a growing number of cases awaiting placement on the waiting list or final adjudication. The bona fide determination process was created with the goal of conducting initial reviews of U nonimmigrant status petitions more efficiently and providing pending bona fide

### Petitions for U Nonimmigrant Status (Form I-918) Received and Completed, FY 2019 – FY 2023



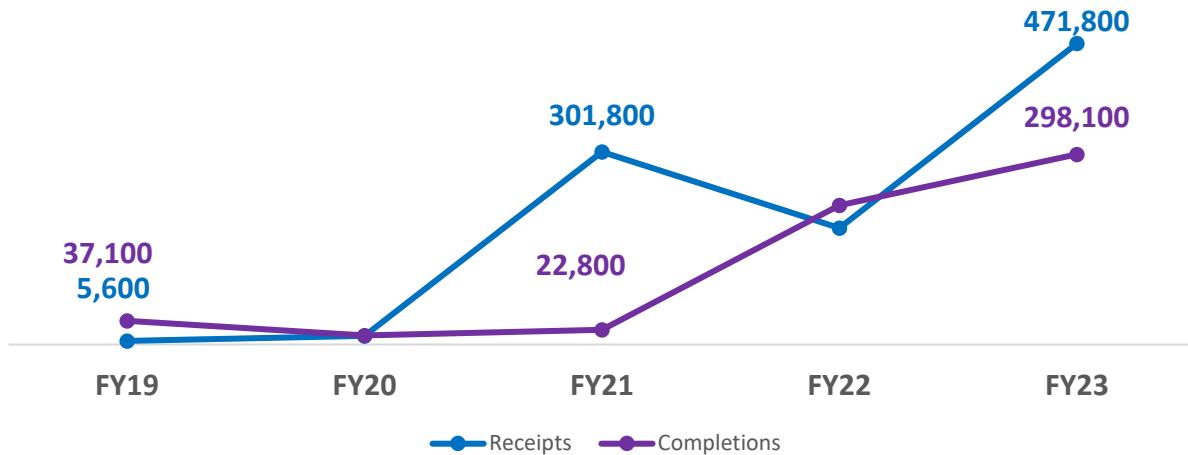
petitioners with employment authorization and deferred action while they await a final adjudication of their petition for U nonimmigrant status under the annual statutory cap. With this initiative, USCIS conducts bona fide determination reviews of petitions for U nonimmigrant status and provides work authorization and deferred action to eligible principal petitioners and their qualifying family members living in the United States. In FY 2023, USCIS conducted about the same number of bona fide determination reviews for principal petitioners and their qualifying family members (53,000) as the previous year (56,800). Bona fide determination reviews are in addition to the 25,200 completions of U visa petitions noted above.

### USCIS Completed 37 Percent More Temporary Protected Status (TPS) Applications in FY 2023, as Receipts Increased 137 Percent.

[Temporary Protected Status](#) (TPS) is a humanitarian program that offers temporary status to nationals of certain countries (or parts of countries) who are already in the United States. The Secretary of Homeland Security may designate a foreign country for TPS due to conditions in the country that temporarily prevent the country’s nationals from returning safely, or in certain circumstances, where the country is unable to handle the return of its nationals adequately. Eligible individuals without nationality who last resided in the designated country may also be granted TPS. The designation is only valid for a specific period of time and may be redesignated, extended, or terminated by the Secretary. Noncitizens request TPS by filing [Form I-821](#), Application for Temporary Protected Status. In general, TPS beneficiaries must re-register for TPS periodically to maintain their TPS, while nationals of some countries designated in earlier years are not required by USCIS to submit a re-registration application according to the regular schedule due to pending litigation. The number of receipts and completions tends to fluctuate based on when the TPS beneficiaries are eligible to re-register.

In FY 2023, USCIS received 471,800 TPS applications and completed 298,100. The number of applications filed is an increase of 137 percent from the previous year (182,300 in FY 2022). USCIS completed more applications in FY 2023 than in recent years (298,100 in FY 2022 up from 218,300 in FY 2022). In FY 2023, USCIS began accepting initial applications and reregistration applications for TPS under new or extended designations for Afghanistan, Burma, Cameroon, El Salvador, Ethiopia, Haiti, Nicaragua, Nepal, Honduras, Somalia, South Sudan, Sudan, Syria, Ukraine, Venezuela, and Yemen.

**Petitions for Temporary Protected Status (Form I-821) Received and Completed, FY 2019 – FY 2023**



**Uniting for Ukraine**

On April 21, 2022, the United States announced a key step toward fulfilling President Biden’s commitment to welcome Ukrainians fleeing Russia’s invasion. Uniting for Ukraine provides a pathway for Ukrainian citizens and their immediate family members who are outside the United States to come to the United States and stay temporarily for a 2-year initial period of parole. Ukrainians participating in Uniting for Ukraine must have a supporter in the United States who agrees to provide them with financial support for the duration of their stay in the United States. The first step in the Uniting for Ukraine process is for the U.S.-based supporter to file a [I-134A, Online Request to be a Supporter and Declaration of Financial Support](#), with USCIS. The U.S. government will then vet the supporter to ensure that they are able to financially support the individual whom they agree to support. By the end of FY 2023, USCIS confirmed more than 150,000 Ukrainian nationals and their immediate family members have entered the United States under the U4U process.

### Process for Cuba, Haiti, Nicaragua, and Venezuela

Building on the success of Uniting for Ukraine, DHS developed processes to provide lawful pathways for certain nationals of [Cuba, Haiti, Nicaragua, and Venezuela \(CHNV\)](#), and confirmed the financial suitability of 298,100 CHNV supporters. As of the end of FY 2023, the following CHNV nationals and their immediate family members have entered the United States: 49,600 as part of the process for Cubans; 84,300 as part of the process for Haitians; 37,600 as part of the process for Nicaraguans; 66,400 as part of the process for Venezuelans.

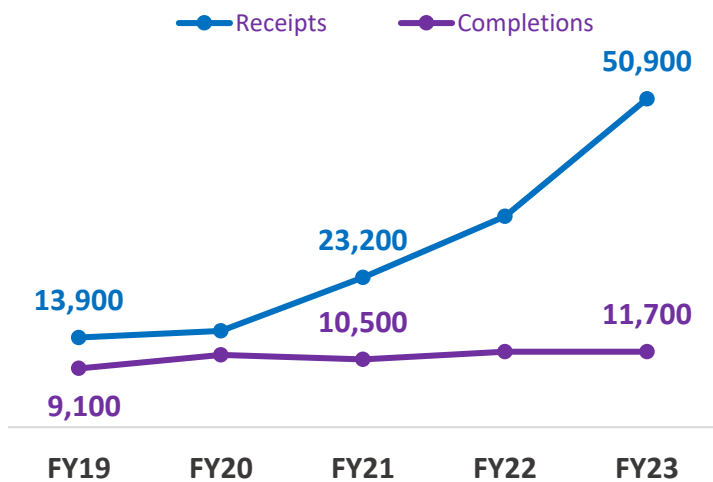
### Enforcement of Labor and Employment Laws

On January 13, 2023, [DHS announced a process](#) administered by USCIS for workers victimized by abusive employers to seek immigration protection through deferred action and employment authorization. Through this work, DHS and USCIS are ensuring that our nation's workplaces comply with our laws by supporting federal, state, and local labor and employment agencies to accomplish their important work enforcing wage protections, workplace safety, labor rights, and other laws and standards.

From Jan 13, 2023, through Sept 30, 2023, USCIS received almost 1,000 requests and adjudicated almost 500 requests that were the jurisdiction of both USCIS and ICE.

## USCIS Received a Higher Number of Violence Against Women Act Petitions than in the Previous Four Years.

### VAWA Self-Petitions (Form I-360) Received and Completed, FY 2019 – FY 2023



Certain family members of an abusive U.S. citizen or LPR who were subjected to battery or extreme cruelty may be eligible to self-petition for immigrant classification under the [Violence Against Women Act \(VAWA\)](#) (Form I-360). Those with an approved VAWA petition may be eligible to apply for lawful permanent residence.

The number of VAWA self-petitions received has increased over the last five years. In FY 2022, USCIS received more VAWA petitions (32,700) compared to previous years. In FY 2023, USCIS received 50,900 petitions, an increase of 56 percent over FY 2022.

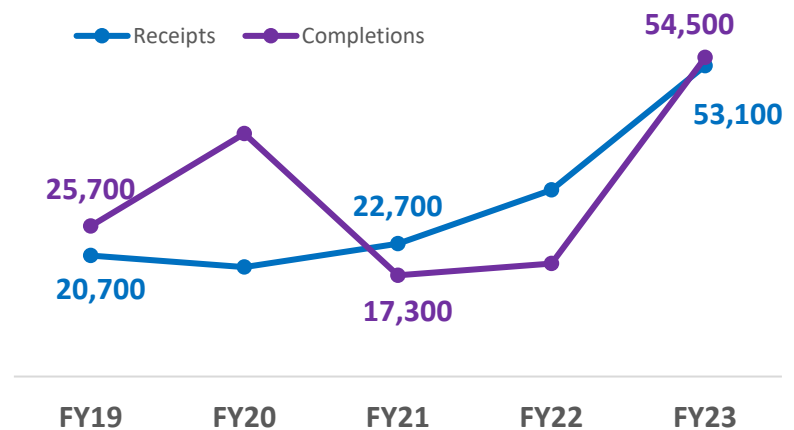
USCIS completed the same number of VAWA petitions (11,700) in FY 2023 as the previous year.

## USCIS Received and Completed More Special Immigrant Juvenile Petitions in FY 2023 than in Previous Years.

Certain noncitizen juveniles who have the protection of a juvenile or family court because of abuse, abandonment, or neglect by a parent, may be eligible for the [Special Immigrant Juvenile \(SIJ\)](#) classification ([Form I-360](#)). Those with an approved SIJ petition may be eligible to apply for lawful permanent residence.

The number of SIJ petitions USCIS received in FY 2023 (53,100) was the highest number received in previous years. USCIS completed significantly more petitions in FY 2023 (54,500) than the prior year (19,300)—an increase of 182 percent.

**SIJ Petitions (Form I-360) Received and Completed, FY 2019 – FY 2023**

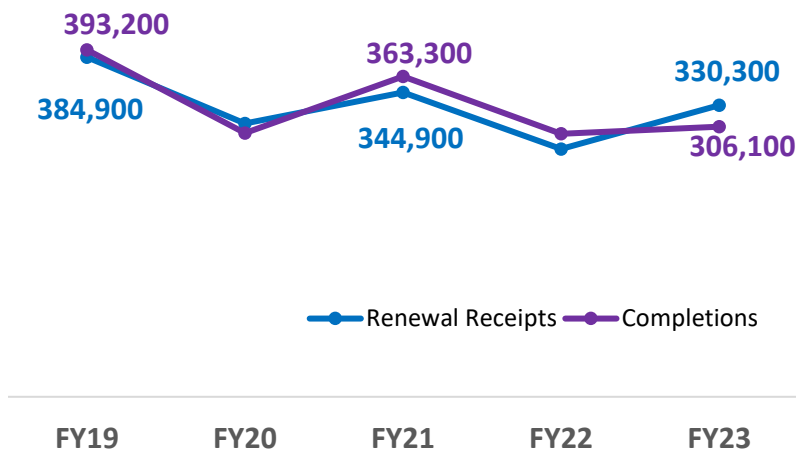


## Other Services

USCIS provides services for nonimmigrants and other noncitizens living inside and outside of the United States. These services include the processing of requests for Deferred Action for Childhood Arrivals (DACA), extension of stay and change of status requests, the renewal or replacement of Green Cards for LPRs, and issuance of travel documents that permit noncitizens to enter and/or reenter the United States lawfully from abroad (including parole).

## The Number of Deferred Action for Childhood Arrivals (DACA) Renewal Requests and Completions Increased Slightly in FY 2023.

**DACA Requests (Form I-821D)  
Received and Completed, FY 2019 – FY 2023**



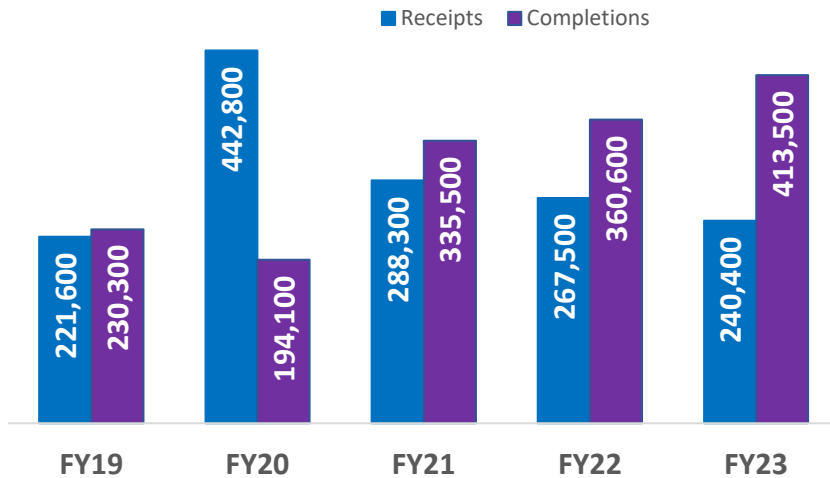
Certain noncitizens may request deferred action under the Deferred Action for Childhood Arrivals (DACA) policy ([Form I-821D](#)). As required by court order, USCIS resumed accepting and processing initial DACA requests in December 2020. However, because of a July 2021 order, USCIS was able to continue accepting new initial DACA requests but was prohibited from granting initial DACA requests. In August 2022, DHS published the DACA final rule to preserve and fortify the DACA policy. Though the rule took effect on October 31, 2022, pursuant to a court order

issued that same month, DHS remains prohibited from granting initial DACA requests. DHS can, however, continue to accept and process renewal DACA requests under the final rule.

In FY 2023, the number of renewal requests received for DACA increased to about 330,300, or 18 percent, compared with 280,900 in FY 2022. The number of DACA requests USCIS completed also increased slightly from 298,100 in FY 2022 to 306,100 in FY 2023.

## Completions of Extension of Stay and Change of Status Applications Increased in FY 2023.

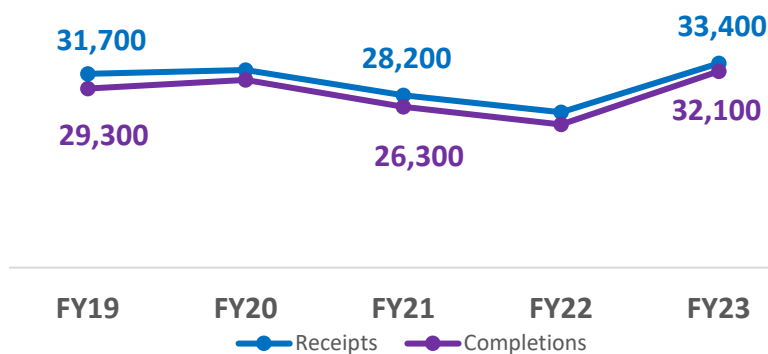
### Applications to Extend/Change Nonimmigrant Status (Form I-539) Received and Completed, FY 2019 – FY 2023



In FY 2023, USCIS completed 413,500 of Form I-539 applications ([Form I-539, Application to Extend/Change Nonimmigrant Status](#)), more than in any of the previous four years. Receipts for extension of stay and change of status requests declined by 10 percent, from 267,500 in FY 2022 to 240,400 in FY 2023.

## In FY 2023, USCIS Received More Appeals and Motions than in the Previous Four Years.

### Applications for Notice of Appeal or Motion (Form I-290B) Received and Completed, FY 2019 – FY 2023



[Form I-290B](#), Notice of Appeal or Motion, is used to file an appeal or a motion with USCIS when a benefit requestor receives a denial or other unfavorable decision on an immigration form.

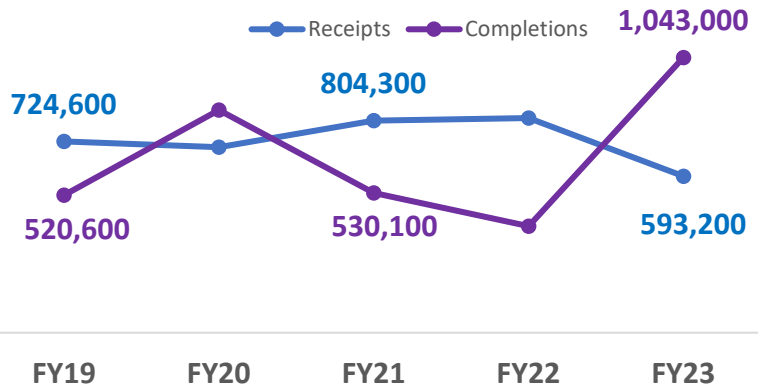
In FY 2023, USCIS received and completed the highest number of Form I-290B in the previous five years (an increase of 31 percent) and completed 37 percent more than FY 2022.



## In FY 2023, the Number of Completions to Replace a Permanent Resident Card Increased 158 Percent.

Applications for a Permanent Resident Card replacement ([Form I-90](#), Application to Replace Permanent Resident Card) decreased to about 593,200 in FY 2023 – the lowest in five years. Conversely, USCIS more than doubled its completions of Form I-90 applications in FY 2023, the most completed in the previous four years (1,043,000, up from 403,800 in FY 2022).

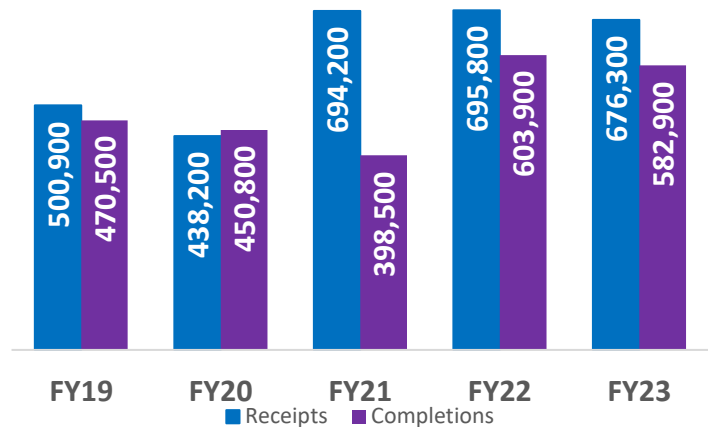
**Applications to Replace a Permanent Resident Card (Form I-90) Received and Completed, FY 2019 – FY 2023**



## USCIS Received and Completed Slightly Fewer Applications for Travel Documents in FY 2023 than in the Previous Year.

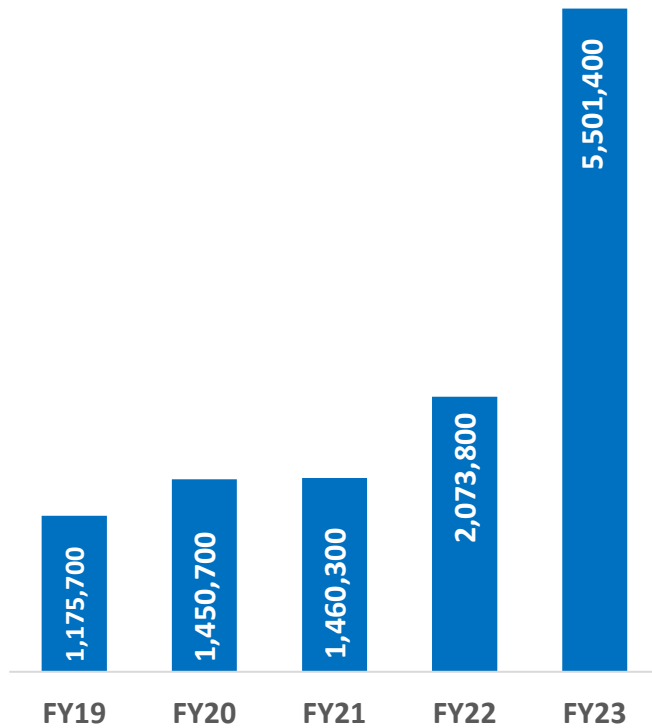
The number of travel document applications ([Form I-131](#), Application for Travel Document), including those requesting Advance Parole Documents, decreased slightly in FY 2023, to 676,300 – a three percent decrease – from FY 2022. Form I-131 travel document applications include those requested by refugees, requests for advance parole, and those who received parole in place, among others. The steady increase in Form I-131 receipts since FY 2020 was due, in part, to the increase in employment-based Form I-485 applications among others. USCIS also completed slightly fewer travel document applications in FY 2023 (582,900) than in FY 2022 (603,900), also a 3 percent decrease.

**Application for Travel Documents (Form I-131) Received and Completed, FY 2019 – FY 2023**



## Online Filing Increased 165 Percent in FY 2023.

### Applications and Petitions Filed Online, FY 2019 – FY 2023



In FY 2023, 5,501,400 applications and petitions were filed online — more than doubling from FY 2022.<sup>5</sup> In addition to online filing of petitions, applications and requests, USCIS collects some immigrant filing fees online.<sup>6</sup> Over the years, USCIS has expanded the number of applications and requests available for [online filing](#). In FY 2023, Form I-589 (Application for Asylum), I-131 (Application for Travel Document), Form I-134 (Application for Declaration of Support), and I-134A (Application to Request to be a Support and Declaration of Financial Support) were added to online filing.

<sup>5</sup> Online forms include Form I-90, Form I-131, Form I-134, Form I-134A, Form N-400, Form N-336, Form N-565, Form I-589, Form I-539, Form I-130, Form N-600, Form N-600K, Form I-765, Form I-821, Form I-821D and Immigrant Fees.

<sup>6</sup> Those immigrating to the United States as lawful permanent residents must pay the USCIS Immigrant Fee online, with some [exemptions](#). This fee is used to support immigrant visa packet processing and Green Card production.

# USCIS Programs and Initiatives

## Citizenship and Integration Grant Program

The USCIS Office of Citizenship helps the public learn about U.S. citizenship and assists applicants with a variety of resources and tools, including the Citizenship and Integration Grant Program.

On September 28, 2023, USCIS awarded nearly \$22 million in grants to 65 organizations in 29 states to help prepare lawful permanent residents (LPRs) for naturalization. USCIS focused this year on reaching remote, underserved, and/or isolated communities per Executive Order 14012, *Restoring Faith in Our Legal Immigration Systems and Strengthening Integration and Inclusion Efforts for New Americans*, and corresponding [Interagency Strategy on Promoting Naturalization](#). The \$20 million appropriated by Congress for the program represents twice the amount appropriated in prior years.

Citizenship and Integration Grants provide funding to organizations that prepare immigrants for naturalization and promote civic integration through increased knowledge of English, U.S. history and civics. In addition to the traditional programs that fund direct services, including citizenship preparation classes and naturalization legal services, DHS expanded the FY 2023 grants to include opportunities for creative and innovative approaches to preparing immigrants for naturalization. Grants were also made available to fund regional or statewide hubs: citizenship support networks that build capacity among their affiliates to provide direct services to immigrants.

## USCIS Contact Center and Public Engagement

The USCIS Contact Center responds to questions by phone, email, live chat, and written correspondence. Individuals can receive assistance in locating information on the USCIS website, in both English and Spanish, using the virtual assistant, Emma. Additionally, in FY 2023, 14 million calls were received at the USCIS Contact Center. USCIS implemented several new technology solutions that meaningfully advance the [customer experience](#) for those navigating our immigration system. Our new self-service tool for online rescheduling of biometrics appointments was used to reschedule over 33,000 such appointments in FY 2023. Our new enterprise change of address capabilities enabled over 430,000 address changes to be submitted online through December 2023. From August to September 2023, USCIS received more than 16,000 field office appointment requests using our online request form, while a new text-ahead capability for callers to our 1-800 number gives them a more predictable call-back window and reduces missed calls.

USCIS held more than 2,000 virtual and in-person engagements with approximately 125,000 attendees, including public listening sessions. USCIS hosts engagements in English, Spanish, and other languages including Arabic, Haitian Creole, Mandarin, Dari, and Urdu. We covered multiple topics, including citizenship and naturalization, USCIS data, online filing, customer experience enhancements, TPS, public charge, avoiding immigration scams, immigration options for Afghans, parole, Uniting for Ukraine, family-based petitions, and business immigration.

## Increased Data Transparency

Data transparency and improving access to data and information continues to be an important priority for the agency. In FY 2023, USCIS made factsheets available as well updated the [H-2A Employer Data Hub in English and Spanish](#) which includes more interactive features to search for data from fiscal years 2015 through 2023 on petitioners who submitted petitions to employ H-2A nonimmigrant workers during that timeframe. The hub allows querying data by fiscal year, employer (petitioner) name, city and state via interactive map, ZIP code, worksite state, North American Industry Classification System (NAICS) code, and Standard Occupational Classification (SOC) code. It also has data on consular processing, wage levels, and the first adjudicative decision (approval or denial) that USCIS made on petitions for initial and continuing employment.

## Freedom of Information Act

The USCIS centralized Freedom of Information Act (FOIA) Office receives, tracks, and processes all USCIS FOIA requests to ensure transparency within the agency. Requests can include individual immigration records, data and statistical information, memoranda, audio and video recordings, publications, webpages, telephone logs and email messages. In FY 2019, USCIS stood up [FIRST](#), the federal government's first fully electronic FOIA/Privacy Act request and delivery system that allows users to submit and track FOIA requests and receive documents electronically. In FY 2023, USCIS received 391,970 FOIA/PA requests, which accounts for 58 percent of all FOIA requests received by DHS, and completed 384,590 requests which accounts for approximately 66 percent of all requests completed by DHS.

## Employment Verification

E-Verify is a web-based system that allows enrolled employers to confirm the eligibility of their employees to work in the United States. E-Verify employers confirm the identity and employment eligibility of newly hired employees by electronically matching information provided by employees on the Form I-9, Employment Eligibility Verification, against records available to the Social Security Administration and the Department of Homeland Security. In FY 2023, approximately 1.2 million employers were enrolled in the program, representing more than 3.2 million hiring sites creating almost 46 million E-Verify cases.

## SAVE

The Systematic Alien Verification for Entitlements (SAVE) program assists federal, state, local, and tribal benefit and licensing-administering agencies to confirm the citizenship and immigration status of benefit applicants so only those entitled to benefits receive them. As of September 30, 2023, SAVE had 1,200 agencies enrolled and processed over 21.5 million cases.

## Fraud Detection and National Security

The Fraud Detection and National Security (FDNS) Directorate's primary mission is to determine whether individuals or organizations filing for immigration benefits pose a threat to national security, public safety, or the integrity of the nation's legal immigration system. FDNS officers investigate and document national security, public safety, and fraud concerns identified during the processing of immigration benefit applications and petitions. They also perform

checks of USCIS databases and public information, as well as other administrative inquiries, to verify information provided on, and in support of, applications and petitions.

In FY 2023, USCIS personnel completed 5,600 site visits as part of the Targeted Site Visit and Verification Program. The primary background screening system for USCIS (known as ATLAS) processed more than 136.9 million screenings through law enforcement and other federal databases for fraud, public safety, and national security cases that are worked by specially trained USCIS officers. FDNS completed 66,130 administrative investigations in FY 2023.

## About USCIS Data

The data in this report cover fiscal years 2019 through 2023; the federal fiscal year is October 1 through September 30. Most data are rounded to the nearest hundred. Some figures in this report may differ from previously published numbers as some previous reports relied on other data sources, were compiled at different times, or use different definitions for completions. For this report, completions include all outcomes such as approvals, denials, and revocations, among others. Applications, petitions, or requests completed during the year may have been received in a previous fiscal year. Receipts are based on the date the application, petition, or request was initially received. Processing times vary across forms.

USCIS data have some inherent limitations. Data inaccuracies may result for various reasons such as during the data entry process, either by USCIS staff when entering data or by applicants themselves when filling out forms. Information is limited to data provided on immigration forms, with only certain information entered into our databases. Given the transactional nature of USCIS work, the status of some applications can change, leading to changes in the underlying statistics. Statistics can also vary depending on the time period used for calculations. Generally, an adjudication of an application or petition may happen weeks or months after it was initially received. This means that statistics of completed cases, such as approvals and denials, may be for petitions or applications submitted months (or sometimes years) earlier. For additional information on USCIS data and data limitations, please see the “[Understanding Our Data](#)” section of the USCIS website.

This report’s analysis was prepared by the Performance Analysis and External Reporting Division of the Office of Performance and Quality at USCIS. Past annual statistical reports and other USCIS data and statistics can be found on our [reports and studies](#) and [Immigration and Citizenship data](#) and webpages.

# Appendix A

Data Table 1: Receipts and Completions by Select Form Types, FY 2019 – FY 2023<sup>1</sup>

Form Type	FY 2019	FY 2020	FY 2021	FY 2022	FY 2023
<b>Total Receipts and Completions</b>					
Receipts	8,145,000	7,725,000	9,084,000	9,035,000	10,972,000
Completions	8,212,000	7,585,000	7,214,000	8,595,000	10,760,000
<b>Form N-400, Application for Citizenship</b>					
Receipts	831,000	967,900	798,000	781,000	828,000
Completions	931,800	706,000	895,000	1,076,000	978,000
<b>Form I-485, Application for Lawful Permanent Residence (LPR)</b>					
Receipts - Total	548,900	519,700	717,300	619,000	759,000
Family	333,700	300,200	290,000	340,400	387,100
Employment	102,000	99,100	297,400	168,500	119,800
Refugee & Asylee	68,100	69,000	67,600	32,900	65,400
All other	45,100	51,400	62,200	77,200	186,700
Completions - Total	652,900	504,200	572,100	610,800	678,600
Family	395,000	281,400	310,700	270,500	373,500
Employment	113,700	128,200	168,600	217,400	158,700
Refugee & Asylee	69,800	42,400	36,800	70,900	58,700
All other	74,300	52,200	56,100	52,000	87,800
<b>Form I-130, Petition for Alien Relative</b>					
Receipts	748,700	712,000	757,200	883,200	924,400
Completions	759,000	840,800	755,100	702,300	856,200
<b>Form I-129, Petition for Nonimmigrant Worker <sup>1</sup></b>					
Receipts - Total	551,200	551,900	534,400	629,300	535,700
H-1B	420,500	427,200	398,300	474,300	386,600
H-2A	15,500	17,000	20,300	24,400	26,800
H-2B	7,500	5,400	9,200	12,400	13,700
L-1	41,200	40,000	39,400	43,300	34,300
O	26,500	22,300	20,700	28,200	27,900
P	13,100	8,500	7,700	11,600	12,600
R	8,900	7,300	6,800	7,900	8,900
TN	7,100	13,100	12,900	13,900	13,200
All other	10,900	11,100	19,200	13,300	11,800
Completions - Total	644,100	665,900	618,300	611,800	553,900

**Data Table 1: Receipts and Completions by Select Form Types, FY 2019 – FY 2023<sup>1</sup>**

<b>Form Type</b>	<b>FY 2019</b>	<b>FY 2020</b>	<b>FY 2021</b>	<b>FY 2022</b>	<b>FY 2023</b>
H-1B	510,400	547,800	418,300	451,100	396,500
H-2A	15,600	15,900	20,100	24,200	26,600
H-2B	7,500	5,300	9,100	12,500	13,600
L-1	42,400	35,900	41,400	47,900	39,200
O	26,200	23,000	21,200	27,800	28,300
P	12,900	9,000	7,700	11,300	12,600
R	8,400	7,200	8,000	8,800	9,400
TN	7,400	9,600	15,700	14,000	13,700
All other	13,300	12,300	77,000	14,300	13,800
<b>Form I-129F, Petition for Alien Fiancé(e)</b>					
Receipts	45,350	38,150	37,450	48,120	44,120
Completions	55,520	34,000	29,150	24,540	55,560
<b>Form I-765, Application for Employment Authorization Document</b>					
Receipts	2,189,400	1,999,900	2,595,000	2,335,200	3,509,200
Completions	2,135,500	2,000,300	1,804,900	2,365,600	3,440,600
<b>Form I-526, Immigrant Petition by Alien Investor (Legacy)</b>					
Receipts	4,000	4,100	800	600	0
Completions	4,700	3,500	3,100	1,100	3,500
<b>Form I-526, Immigrant Petition by Standalone Investor</b>					
Receipts	0	0	0	20	200
Completions	0	0	0	0	0
<b>Form I-526E, Immigrant Petition by Regional Center Investor</b>					
Receipts	0	0	0	300	2,500
Completions	0	0	0	0	60
<b>Form I-829, Petition by Investor to Remove Conditions on Permanent Resident Status (Legacy)</b>					
Receipts	3,800	3,200	3,200	1,200	1,200
Completions	1,600	2,800	2,200	1,600	2,100
<b>I-924, Application for Regional Center Designation Under the Immigrant Investor Program</b>					
Receipts	80	30	10	0	0
Completions	200	320	60	0	0
<b>I-956, Application for Regional Center Designation</b>					
Receipts	0	0	0	100	300
Completions	0	0	0	0	150
<b>I-956F, Application for Approval of an Investment in a Commercial Enterprise</b>					
Receipts	0	0	0	50	200
Completions	0	0	0	0	10
<b>I-589, Application for Asylum and for Withholding of Removal</b>					
Receipts	96,000	92,800	61,800	239,000	457,200



**Data Table 1: Receipts and Completions by Select Form Types, FY 2019 – FY 2023<sup>1</sup>**

<b>Form Type</b>	<b>FY 2019</b>	<b>FY 2020</b>	<b>FY 2021</b>	<b>FY 2022</b>	<b>FY 2023</b>
Completions	78,600	56,000	39,200	41,100	51,500
<b>Form I-867, Credible Fear Screenings</b>					
Receipts	105,400	30,900	59,200	68,300	150,400
Completions	102,300	33,600	44,000	54,100	136,300
<b>Form I-899, Reasonable Fear Screenings</b>					
Receipts	11,100	8,700	5,100	6,900	10,400
Completions	11,800	7,500	4,500	6,100	9,800
<b>Form I-914, Application for T Nonimmigrant Status</b>					
Receipts	2,300	2,200	2,700	4,700	13,800
Completions	1,600	3,400	2,400	3,700	4,700
<b>Form I-918, Petition for U Nonimmigrant Status and Form I-918A, Petition for Qualifying Family Member of U-1 Recipient</b>					
Receipts	48,000	36,200	37,000	50,000	58,000
Completions	23,300	22,800	23,000	24,000	25,000
<b>Form I-821, Application for Temporary Protective Status</b>					
Receipts	5,600	13,600	302,000	182,000	472,000
Completions	37,100	14,200	24,000	218,000	298,000
<b>Form I-360, Petition for Amerasian, Widow(er), or Special Immigrant <sup>2</sup></b>					
Receipts (SIJ)	20,700	18,700	22,700	32,000	53,000
Completions (SIJ)	25,700	41,500	17,300	19,000	54,000
Receipts (VAWA)	13,900	14,900	23,200	33,000	51,000
Completions (VAWA)	9,100	11,200	10,500	12,000	12,000
<b>Form I-821D, Request for Deferred Action for Childhood Arrival (DACA)</b>					
Receipts - Renewals	384,900	309,900	344,900	280,900	330,300
Completions- Renewals	393,200	299,100	363,000	298,000	306,000
<b>Form I-539, Application to Extend/Change Nonimmigrant Status</b>					
Receipts	221,600	442,800	288,000	268,000	240,000
Completions	230,300	194,100	336,000	361,000	413,000
<b>Form I-90, Application to Replace Permanent Resident (LPR) Card</b>					
Receipts	724,600	702,700	804,000	814,000	593,000
Completions	520,600	844,300	530,000	404,000	1,043,000
<b>Form I-131, Application for Travel Document</b>					
Receipts - Total	500,900	438,200	694,200	695,800	676,300

**Data Table 1: Receipts and Completions by Select Form Types, FY 2019 – FY 2023<sup>1</sup>**

Form Type	FY 2019	FY 2020	FY 2021	FY 2022	FY 2023
Refugee Travel Document	90,400	64,600	72,600	72,900	72,000
Advance Parole	403,100	364,200	595,500	578,000	548,600
Parole in Place	7,400	9,200	14,600	20,700	23,600
DACA Travel Document	0	200	11,500	24,200	32,100
Completions - Total	470,500	450,800	398,500	603,900	582,900
Refugee Travel Document	88,800	64,700	45,900	44,900	64,600
Advance Parole	375,000	379,800	341,400	528,400	474,400
Parole in Place	6,700	6,300	7,700	8,500	11,500
DACA Travel Document	0	0	3,500	22,100	32,400
<b>Supplemental Processing: DS-230 Immigrant Visas</b>					
Completions	460,800	325,300	186,800	453,400	580,100

**Data Table 1: Receipts and Completions by Select Form Types, FY 2019 – FY 2023<sup>1</sup>**

<b>Reference(s):</b>
<sup>1</sup> Data presented show petitions only; some petitions, such as H-2 and H-2B petitions, may include multiple beneficiaries.
<sup>2</sup> The Form I-360 may be submitted for different classifications. Special Immigrant Juveniles (SIJ) refers to foreign children in the United States who have been abused, abandoned, or neglected. VAWA refers to those who self-petition as a spouse of an abusive U.S. citizen or lawful permanent resident, self-petition as a child of an abusive U.S. citizen or lawful permanent resident, and those who self-petition as a parent of an abusive U.S. citizens son or daughter.
<b>Note(s):</b>
1) Some applications, petitions, or requests completed may have been received in prior year(s).
2) Counts may not sum due to rounding.
3) Counts may differ from those reported in other available reports due to system updates and post-adjudicative outcomes.
<b>Source(s):</b>
Department of Homeland Security, U.S. Citizenship and Immigration Services

**Data Table 2: USCIS Online Filings, FY 2019 – FY 2023**

Fiscal Year	Forms Filed Online	Immigrant Fees Filed Online	Total Online Filings
FY 2019	701,100	474,500	1,175,700
FY 2020	1,183,500	267,200	1,450,700

<b>FY 2021</b>	1,246,300	214,300	1,460,600
<b>FY 2022</b>	1,624,600	449,300	2,073,800
<b>FY 2023</b>	4,966,700	534,700	5,501,400
<b>Note(s):</b>			
1) The federal fiscal year is from October 1 <sup>st</sup> through September 30 <sup>th</sup> .			
2) Counts may not sum to the total due to rounding.			
3) Forms included in the "forms filed online" column include Form I-90, Form I-131, Form I-134, Form I-134A, Form N-400, Form N-336, Form N-565, Form I-589, Form I-539, Form I-130, Form N-600, Form N-600K, Form I-765, Form I-821, Form I-821D and Immigrant Fees. Those immigrating to the United States as a lawful permanent resident must pay the USCIS Immigrant Fee online, with some exemptions. This fee is used to process the immigrant visa packet processing and Green Card production.			
<b>Source(s):</b>			
Department of Homeland Security, U.S. Citizenship and Immigration Services, Office of Performance and Quality			