



Impact of Immigration Issue in Key 2024 Election Races as Demonstrated by Public Opinion Surveys

**Presented by Jim Robb
September 21, 2024**



HARVARD CAPS HARRIS POLL



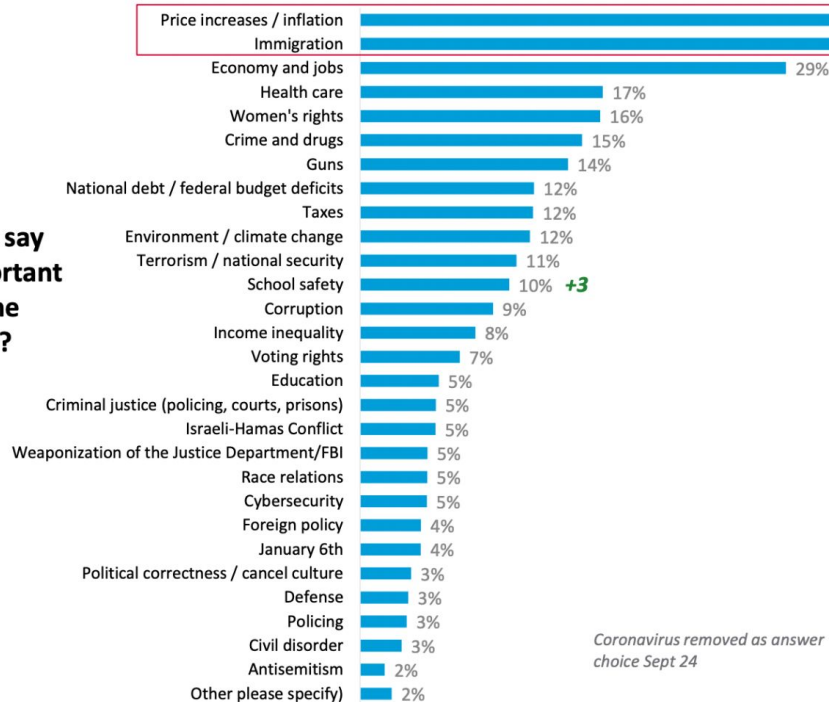
Field Dates: September 4-5, 2024



OVER 2 IN 5 VOTERS SAID INFLATION IS A TOP ISSUE, UP +5PTS FROM JULY, WITH IMMIGRATION STILL IN SECOND

HARVARD CAPS HARRIS POLL

What would you say are the most important issues facing the country today?




	Price increases / inflation	Immigration
Total	42%	33%
DEM	33%	15%
GOP	48%	54%
IND/OTH	46%	32%
Male	39%	33%
Female	44%	34%
18-24	42%	17%
25-34	37%	18%
35-44	44%	22%
45-54	43%	39%
55-64	47%	44%
65+	39%	48%
White	42%	38%
Black or African American	35%	20%
Hispanic	49%	25%
Asian	38%	27%
Other	30%	31%
Urban	35%	23%
Suburban	43%	36%
Rural	48%	42%

Coronavirus removed as answer choice Sept 24

11. What would you say are the most important issues facing the country today?



	Price increases / inflation	Immigration
Total	42%	33%
DEM	33%	15%
GOP	48%	54%
IND/OTH	46%	32%
Male	39%	33%
Female	44%	34%
18-24	42%	17%
25-34	37%	18%
35-44	44%	22%
45-54	43%	39%
55-64	47%	44%
65+	39%	48%
White	42%	38%
Black or African American	35%	20%
Hispanic	49%	25%
Asian	38%	27%
Other	30%	31%
Urban	35%	23%
Suburban	43%	36%
Rural	48%	42%





RASMUSSEN[™]
R E P O R T S

Survey of 5,671 AZ, MI, NV, PA, and WI Likely Voters
Conducted August 13-20, 2024 by Rasmussen Reports and NumbersUSA



Every group agrees the gov't is doing TOO LITTLE to stop illegal immigration

On the question of illegal immigration, is the government doing too much or too little to reduce illegal border crossings and visitor overstays? Or is the level of action about right?

Too much
Too little
About right
Not sure

Total	Gender		Age				
	LVs	Men	Women	18-29	30-39	40-49	50-64
13%	12%	13%	30%	21%	15%	5%	6%
60%	61%	59%	50%	48%	50%	69%	67%
19%	21%	17%	11%	19%	22%	19%	21%
9%	6%	11%	8%	12%	13%	7%	6%



Every group agrees the gov't is doing TOO LITTLE to stop illegal immigration

On the question of illegal immigration, is the government doing too much or too little to reduce illegal border crossings and visitor overstay? Or is the level of action about right?

			Race		
			White	Black	Hispanic
Too much			10%	19%	22%
Too little			64%	44%	51%
About right			18%	19%	21%
Not sure			8%	17%	5%



Even 36% of Harris voters think gov't is doing "too little" as does 65% of third party

Every group agrees the gov't is doing TOO LITTLE to stop illegal immigration

If the 2024 presidential election was held today, and the main candidates were Vice President Kamala Harris and Former President Donald Trump, who would you vote for?

		Not sure	Harris	Trump	Other	Not sure	Not sure
On the question of illegal immigration, is the government doing too much or too little to reduce illegal border crossings and visitor overstays? Or is the level of action about right?	Too much	12%	16%	10%	21%	0%	5%
	Too little	41%	36%	81%	65%	63%	31%
	About right	7%	34%	6%	5%	13%	37%



The difference in importance of the abortion issue to men and women explains why Trump has a gender gap that's so big.

Importance of abortion when considering who to vote for in the 2024 election.

Very important
Somewhat important
Not very important
Not at all important
Not sure

	Total	Gender	
		Men	Women
LVs			
Very important	49%	42%	55%
Somewhat important	21%	22%	19%
Not very important	16%	19%	13%
Not at all important	12%	14%	11%
Not sure	2%	3%	2%



But women are if anything MORE concerned about illegal immigration. So this suggests the winning strategy.

Importance of illegal immigration when considering who to vote for in the 2024 election.

Very important
Somewhat important
 Not very important
 Not at all important
 Not sure

Total	Gender	
	Men	Women
LVs		
55%	57%	53%
25%	21%	28%
15%	16%	14%
4%	5%	4%
1%	1%	2%



		Hispanics especially buy the thought that new illegal immigration pushing up rents					
		Race				Political Party	
		White	Black	Hispanic	Other	Democrat	Republican
Some people claim that the millions of illegal immigrants who have come to the U.S. in the last four years has created a severe shortage of housing, forcing rent prices and house price to rise. Do you agree or disagree?	Strongly agree	37%	32%	39%	39%	20%	60%
	Somewhat agree	20%	28%	25%	29%	20%	22%
	Somewhat disagree	16%	18%	13%	12%	21%	8%
	Strongly disagree	21%	13%	17%	14%	32%	6%
	Not sure	6%	9%	5%	7%	7%	4%



Illegal immigration and border security are top issues for some Americans. Which aspect of illegal immigration and border security are most important to you?

Taxpayer resources going to immigrants here illegally

Wage stagnation or depression

Crime

Competition for working class jobs

Sanctuary cities protecting criminal illegal aliens

Not sure

	-64	65+	White	Black	Hispanic
Taxpayer resources going to immigrants here illegally	4%	31%	33%	24%	32%
Wage stagnation or depression	0%	3%	7%	18%	15%
Crime	4%	15%	21%	31%	25%
Competition for working class jobs	0%	4%	5%	9%	7%
Sanctuary cities protecting criminal illegal aliens	0%	12%	9%	7%	6%
Not sure	1%	34%	24%	11%	14%



52% of women support deporting ALL illegal aliens--only 45% support Trump

Men more strongly support deportation of all illegal immigrants -- BUT women support deportation much more than they support Trump

Would you support or oppose a policy of deporting all illegal aliens?

Strongly support
Somewhat support
Somewhat oppose
Strongly oppose
Not sure

Total	Gender		18-29	30-39
	Men	Women		
LVs				
36%	40%	33%	25%	31%
19%	19%	19%	27%	23%
17%	16%	18%	22%	23%
22%	21%	23%	19%	17%
6%	5%	7%	7%	7%



Blacks and Hispanics majorities support deportation.

Would you support or oppose a policy of deporting all illegal aliens?

Strongly support
Somewhat support
Somewhat oppose
Strongly oppose
Not sure

Race				
White	Black	Hispanic	Other	Democrat
37%	28%	33%	45%	19%
18%	23%	24%	18%	17%
16%	21%	17%	15%	23%
23%	19%	19%	16%	33%
5%	9%	7%	6%	7%



In our Pennsylvania polling . . .

McCormick is behind 3 points behind Casey, and is running 4 points behind Trump

		LVs
For senate, would you vote for Democrat Bob Casey Jr. or Republican David McCormick?	Casey	46%
	McCormick	43%
	Someone else	5%
	Not sure	6%



Sen. Bob Casey's Immigration Grade Card

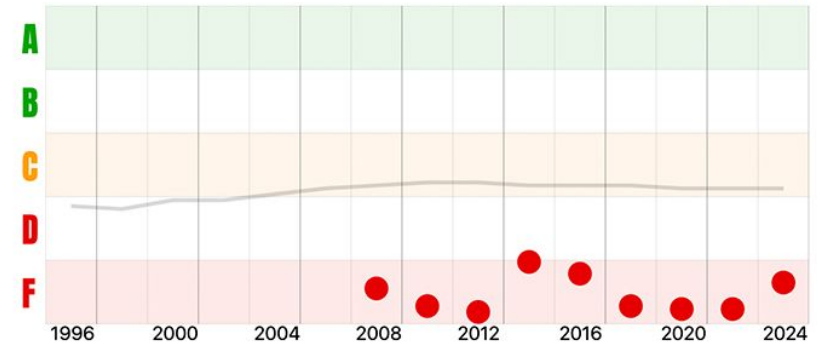


[← back to map](#)



F
10%
CURRENT


Bob P. Casey
Senator, Democratic
Pennsylvania
Served in the Senate, 2007-2024





Casey is vulnerable on his F- grade; even 16% of his declared voters say the grade makes them less likely to support him

Bob Casey Jr. has received an F- grade from the non-partisan think tank NumbersUSA for supporting illegal alien amnesty and votes against increased border security. Does that make you more likely or less likely to support him?





In our Pennsylvania polling . . .

		White	Black	Hispanic
Importance of illegal immigration when considering who to vote for in the 2024 election.	Very important	56%	51%	56%
	Somewhat important	23%	29%	27%
	Not very important	16%	13%	12%
	Not at all important	4%	5%	3%
	Not sure	0%	3%	1%



Back to National results . . .

70% of likely voters support mandatory E-Verify, with only 20% opposed

Do you support or oppose legislation to implement E-Verify, which would make it harder for businesses to hire illegal aliens?

Strongly support
Somewhat support

Somewhat oppose
Strongly oppose
Not sure

Total

Likely Voters

44%

26%

11%

8%

10%



In a thermonuclear finding . . .

		LVs	Men	Women
How likely is it that the increased illegal immigration in the past few years was purposely allowed by the Biden administration?	Very likely	45%	46%	44%
	Somewhat likely	17%	17%	17%
	Not very likely	14%	14%	15%
	Not at all likely	17%	18%	16%
	Not sure	7%	5%	8%



Finally . . .

. . . each month, Rasmussen polls likely voters RE: our standard immigration questions. For 2023, they interviewed over 23,000 white likely voters, and about 3,000 each Hispanic and black likely voters.



Recent Federal policies have added about one million permanent Immigrants to the U.S. each year. Which is closest to the number of new immigrants the government should be adding each year?

- A) Zero B) 500,000 C) 1 Million D) 1.5 Million**
- E) 2 Million F) Not Sure**

	Men	Women	18-29	30-39	40-49	50-64	65+	White	Black	Hispanic
0	21%	24%	14%	22%	23%	27%	23%	24%	16%	20%
500,000	30%	28%	31%	25%	25%	29%	34%	29%	29%	31%
1,000,000	20%	15%	19%	16%	16%	15%	22%	18%	17%	17%
1,500,000	6%	5%	7%	7%	6%	4%	4%	5%	8%	6%
2,000,000	6%	4%	6%	5%	5%	6%	4%	6%	3%	8%
Not sure	16%	24%	23%	24%	25%	19%	14%	19%	26%	18%



GALLUP®

Consulting Expertise

Services & Solutions

Learning & Events

News & Indicators

News

Politics ▾

Economy ▾

World ▾

Key Topics ▾

Blogs & Opinion ▾

Media Resources ▾

in X f ✉ 📄

POLITICS JULY 12, 2024

Sharply More Americans Want to Curb Immigration to U.S.

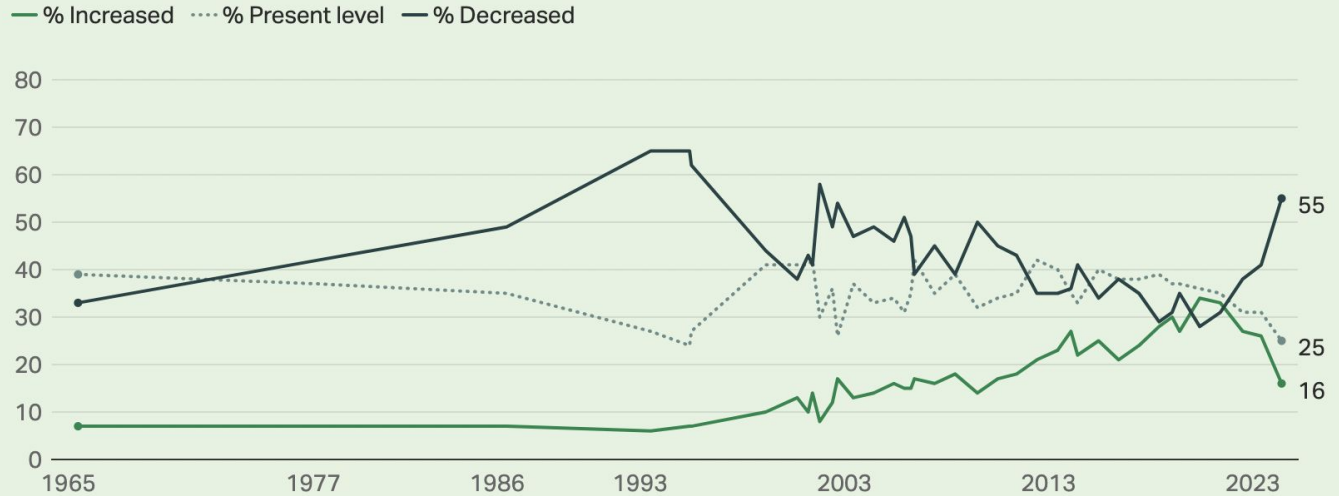
55% want immigration levels reduced, highest since 2001



55%
want
cuts

Americans' Preferences for Immigration to the U.S.

Thinking now about immigrants -- that is, people who come from other countries to live here in the United States. In your view, should immigration be kept at its present level, increased or decreased?



1986 results are from a CBS/New York Times poll.

[Get the data](#) • [Download image](#)

GALLUP