

ICE Annual Report |

Fiscal Year 2022

December 30, 2022



U.S. Immigration and Customs Enforcement

I am pleased to present the U.S. Immigration and Customs Enforcement (ICE) Fiscal Year (FY) 2022 Annual Report.

Throughout FY 2022, ICE maintained its commitment to homeland security and public safety by disrupting transnational criminal organizations (TCOs), removing threats to national security, upholding the integrity of U.S. immigration laws, and collaborating with its colleagues across homeland security and law enforcement in pursuit of our shared mission to make U.S. communities safer. During this fiscal year, ICE focused its enforcement efforts on threats to national security, public safety, and border security while upholding its own unique mission of investigating and enforcing over 400 federal statutes that fall within its purview.

This comprehensive report highlights ICE's key areas of focus: safeguarding national security through combating terrorism, cyber-crime, narcotics trafficking and weapons proliferation; upholding our immigration laws; and investigating criminal activity ranging from customs fraud to human trafficking and child exploitation. The report also showcases how ICE's unique combination of legal authorities and intelligence-driven law enforcement capabilities position the agency to respond to increasingly complex transnational security threats.

Southwest Border Mission Support

ICE is committed to humanely and effectively enforcing the nation's immigration laws. Approximately 6,000 law enforcement officers with ICE Enforcement and Removal Operations (ERO) safeguard the homeland by arresting and removing individuals who undermine the safety of U.S. communities and the integrity of the U.S. immigration system. In FY 2022, ERO provided significant support for the Department's Southwest Border response by detailing approximately 1,000 personnel to the effort, providing air and ground transportation, deploying logistical support to border operations, and helping handle some of the more than 2.2 million cases encountered at the border during the year. Homeland Security Investigations (HSI) also dedicated significant resources, deploying 600 special agents to the Southwest Border and 300 more to international locations as part of Operation Expanded Impact. This effort resulted in more than 790 disruptions to illicit activity, 14,000 noncitizen apprehensions, 1,900 criminal arrests, and the seizure of \$5 million in assets and property.

Core Law Enforcement Efforts

During the last year, ERO and HSI collectively arrested tens of thousands of individuals engaged in criminal activity, thereby helping make communities safer nationwide. In FY 2022, ERO arrested 46,396 noncitizens with criminal histories; those arrested had an average of 4.3 charges and convictions per individual, including more than 20,000 charges or convictions for assault, 5,500 for weapons offenses, 1,500 for homicide-related offenses, and 1,100 for kidnapping. HSI also arrested 36,685 criminal suspects and obtained 13,248 convictions. Its Transnational Criminal Investigative Units made 3,800 criminal arrests, and the directorate set a record for seized currency and assets,

increasing seizures from \$1 billion in FY 2021 to more than \$5 billion in FY 2022. This increase was driven in large part by investigative efforts targeting financial crimes involving cryptocurrency.

Additionally, in June 2022, HSI agents in San Antonio responded to a call from local police regarding a tractor-trailer on the south side of the city, an incident which ultimately claimed the lives of 53 victims. HSI's immediate investigation resulted in the federal arrest of the driver and three co-conspirators and dealt a blow to the human smuggling organizations that have exploited mass migration at the Southwest Border.

International Impact

With 93 HSI offices in 56 countries, and ERO attachés embedded within 30 major embassies around the world, ICE and its directorates have a truly international impact. During FY 2022, HSI served as co-lead on the White House-mandated Department of Justice (DOJ) KleptoCapture Task Force and the multilateral Russian Elites, Proxies and Oligarchs Task Force, neutralizing enablers of Russian government operations by identifying and disrupting their financial and logistical infrastructure. Moreover, through Operation Vested Interest, an ongoing criminal investigation targeting individuals who conspired to assassinate Haitian President Jovenel Moïse, HSI helped obtain the extradition of three individuals to the United States who were involved in the conspiracy. Additionally, ERO helped return individuals with final orders of removal to more than 150 countries, including 44,096 who had charges or convictions for criminal activity, 2,667 known or suspected gang members, 55 known or suspected terrorists, and seven human rights violators. Among those removed, 74 were foreign fugitives wanted by their governments for crimes including homicide, rape, terrorism, and kidnapping.

Combating the U.S. Opioid Epidemic

ICE also continued to play a key role in the U.S. government's efforts to combat the opioid epidemic. Using its unique border authorities and international partnerships to combat drug trafficking, HSI seized more than 1.8 million pounds of narcotics in FY 2022. HSI also managed influential investigations by attacking the TCOs responsible for this ongoing public health crisis from all angles: shutting down dark web vendors, denying cartels the firearms and illicit proceeds that facilitate their operations, and collaborating with law enforcement partners across the United States and around the world to dismantle the criminal networks fueling the epidemic.

Dedicated, Resilient Workforce

Throughout FY 2022, the ICE workforce remained dedicated, committed, and resilient, making it possible to accomplish ICE's complex mission. During this time, the agency focused on employee recruitment and hiring to increase access to public service careers and ensured personnel had access to the tools they need to grow and adapt. I'm especially proud of our agency's efforts on DHS' 30x23 Initiative, which aims to increase women in law enforcement recruit classes to 30% by 2023 and ensures our organization supports their success throughout their law enforcement careers. With support from ICE's Office of Human Capital, we made significant strides toward these goals in FY 2022. The new-hire rate for women deportation officers within ERO increased from 6%

in FY 2021 to 25% in FY 2022, and our new-hire rate for women special agents within HSI rose from 18% to 44%.

Continued Commitment to Transparency and Accountability to Enhance Public Trust

Transparency remains at the forefront of our mission. To support this important goal, ICE continues to provide information and data about our operations and initiatives to a range of stakeholders, from nongovernmental organizations and law enforcement partners around the country and the world, to government officials at the city, county, state, and federal levels. In FY 2022, ERO led efforts to regularly post key operational metrics on the agency's public-facing website, ICE.gov, and continued to implement improvements to better share important information with Congress and the American public. In compliance with Executive Order 14074, ICE implemented a pilot program for body worn cameras, a critical step towards transparency and accountability that will foster trust between the agency and its stakeholders and increase safety for law enforcement and members of the public.

In FY 2023, we anticipate that the challenging operational conditions that have characterized the past several years will continue to impact ICE activities and resource requirements. To successfully carry out our public safety and national security mission within the interior of the country and continue to support the DHS enterprise at the Southwest Border, ICE will carefully balance resources while finding new and innovative ways to increase organizational efficiency and improve core processes. We will continue to develop and implement strategies to support the agency's core mission of investigating, disrupting, and dismantling terrorist, domestic, transnational, and other criminal threats. Beyond combating illicit opioids and cybercrime, we will continue to focus on countering a range of complex threats to national and homeland security, including the export of sensitive and controlled technologies; combating financial crimes; helping identify and assist victims of human trafficking; and disrupting and dismantling the criminal organizations responsible for environmental destruction through trafficking in wildlife and endangered species. Additionally, the agency will play a key role in strengthening the United States' cybersecurity posture through its regional, national, and international partnerships, as well as developing and training a cyber-enabled workforce.

This report is a reflection on the tremendous successes, evolutions, and ever-present challenges ICE's workforce rose to meet during FY 2022. I am honored to serve alongside such a global and diverse workforce, and as we look to the coming year, we will continue to demonstrate our commitment to ICE's core values – integrity, courage, and excellence – while safeguarding national security and public safety.

Sincerely,



Tae D. Johnson
Acting Director

Table of Contents |

Letter from the Acting Director	i
Executive Summary	1
Enforcement and Removal Operations	2
Mission and Organization	2
Ongoing Support for the DHS Mission at the Southwest Border	3
ERO Public Safety and National Security Activities.....	4
Public Safety and National Security Operations	4
Administrative Arrests	5
Criminal Arrests and Prosecutions.....	8
Immigration Detainers.....	9
Custody and Case Management	10
Detained Population	11
Detained Noncitizen Healthcare	15
Non-Detained National Docket.....	15
Alternatives to Detention (ATD)	17
Removals.....	18
Expulsions Conducted Under Title 42 Authority.....	19
Removals of U.S. Border Patrol-Apprehended Family Units and Unaccompanied Children.....	22
High Priority Removals: Known or Suspected Gang Members and Terrorist.....	23
Homeland Security Investigations	25
Mission and Organization	25
HSI Operational Components	28
International Operations	28
Domestic Operations	31
National Security Division	34
Global Trade Division	34
Countering Transnational Organized Crime	37
Cyber and Operational Technology	39
Center for Countering Human Trafficking	40
Office of Intelligence.....	41
Office of the Principal Legal Advisor	45
Office of Management and Administration	48
Office of Professional Responsibility	53
Office of the Director	54
Office of Congressional Relations	55
Office of Diversity and Civil Rights	56
Office of Firearms and Tactical Programs	56
Office of Immigration Program Evaluation	58
Office of Public Affairs	59
Office of Public Engagement.....	60
Office of Regulatory Affairs and Policy	61
Conclusion	65
Acronyms	66
Appendix	69

The U.S. Immigration and Customs Enforcement (ICE) Annual Report for FY 2022 provides an overview of the agency's key programs, enforcement metrics, and accomplishments. It meets and exceeds the requirements in the Joint Explanatory Statement accompanying Division F of the Department of Homeland Security (DHS) Appropriations Act, 2022,¹ by presenting up to three years of immigration enforcement statistics, as well as an analysis of agency operations, policymaking, and goals for FY 2023. During FY 2022, ICE upheld its commitment to transparency and accountability by fostering engagement with a wide range of stakeholders, providing Congress and members of the public with unprecedented access to its data and producing the most comprehensive agency report released to date.

ICE was created in 2003 through the merger of the investigative and interior enforcement elements of the former U.S. Customs Service and the Immigration and Naturalization Service. Today, ICE is a premier federal law enforcement agency with over 20,000 law enforcement and support personnel in more than 400 offices across the United States and around the world. Its mission is to promote homeland security and public safety through the criminal and civil enforcement of federal laws governing border control, customs, trade, and immigration. Through its three operational directorates and support components, ICE works to uphold hundreds of federal statutes, administer U.S. immigration laws, oversee the cases of more than 4.7 million noncitizens on the agency's national docket, prevent terrorism, and combat the illegal movement of people and goods across the U.S. border. ICE's unique combination of legal authorities and intelligence-driven law enforcement capabilities position it to respond to a range of increasingly complex cross-border and domestic threats.

The agency has an annual budget of approximately \$8 billion, primarily devoted to three operational directorates: Enforcement and Removal Operations (ERO), Homeland Security Investigations (HSI), and the Office of the Principal Legal Advisor (OPLA). A fourth directorate — Management & Administration (M&A) — supports the three operational branches to advance the ICE mission, while the Office of Professional Responsibility (OPR) upholds professional standards and ensures integrity and accountability across the agency. Additionally, several support programs within the ICE Office of the Director (OD) are devoted to improving the agency's operational and policymaking capabilities, improving stakeholder relationships, cultivating a professionally trained and diverse workforce, and ensuring safe and humane conditions for those in ICE custody.²

¹ See Joint Explanatory Statement, p. 31. <https://docs.house.gov/billsthisweek/20220307/BILLS-117RCP35-JES-DIVISION-F.pdf>.

² ICE Organizational Structure: <https://www.ice.gov/leadership/organizational-structure>.

Mission and Organization

As one of ICE's three operational directorates, ERO shares responsibility for administering and enforcing the nation's immigration laws with other DHS agencies, including U.S. Customs and Border Protection (CBP) and U.S. Citizenship and Immigration Services (USCIS). ERO's mission is to protect the homeland through the arrest and removal of those who undermine the safety of U.S. communities and the integrity of U.S. immigration laws. ERO's primary areas of focus are interior enforcement operations, management of the agency's detained and non-detained populations, and repatriation of noncitizens who have received final orders of removal. Most recently, ERO's workforce has also provided enhanced support along the Southwest Border.



The directorate's 7,700 law enforcement and non-law enforcement support personnel are spread across 25 domestic field offices and 208 locations nationwide, 30 overseas postings, and multiple temporary duty travel (TDY) assignments along the border, and are supported by eight headquarters divisions overseeing the following programmatic areas: Enforcement, Field Operations, Custody Management, Non-Detained Management, the ICE Health Service Corps (IHSC), Law Enforcement Systems and Analysis (LESA), Removal, and Operations Support.

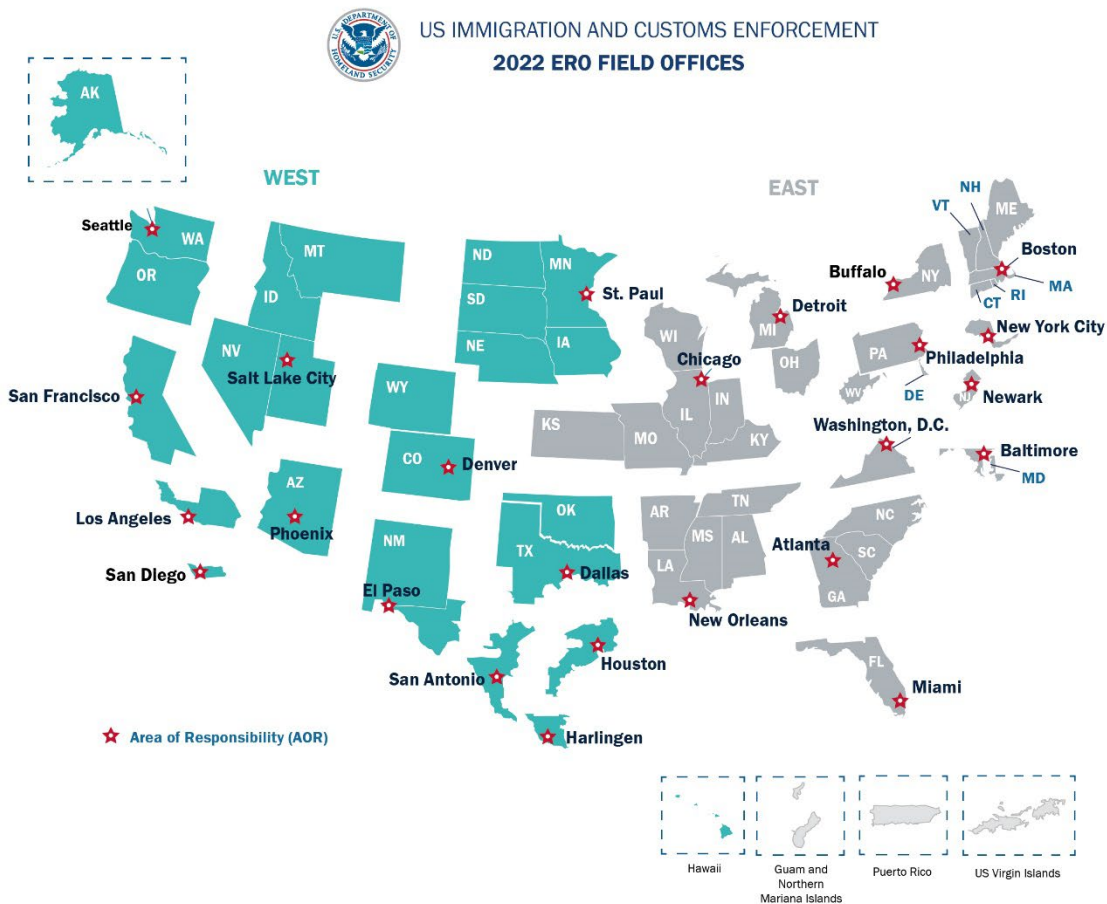


Figure 1. Map of ERO Field Offices.

Ongoing Support for the DHS Mission at the Southwest Border

ERO’s primary focus is on law enforcement activities within the interior of the United States. In addition to this, over the last two years, ERO has provided logistical support for operations at the Southwest Border and to perform other critical duties related to irregular migration. In FY 2022, approximately 1,000 ERO employees were detailed to provide support to Southwest Border efforts, including case processing and ground and air transportation of noncitizens apprehended by CBP at the border. With approximately 6,000 law enforcement positions nationwide, ERO has carefully balanced its resources to support border management efforts while administering domestic law enforcement activities nationwide.

Although ERO has implemented a number of improvements to increase operational efficiency and its ability to carry out its designated mission while supporting partner agencies, its limited resources, static staffing levels over the past decade, and a growing national docket pose challenges. Ultimately, to effectively uphold its public safety mission, ensure the health and safety of those in ICE detention, and provide fair and effective case management services for

the more than 4.7 million cases on its non-detained docket, ERO will need to continue to innovate, invest in its workforce, and ensure that key mission areas are adequately resourced.

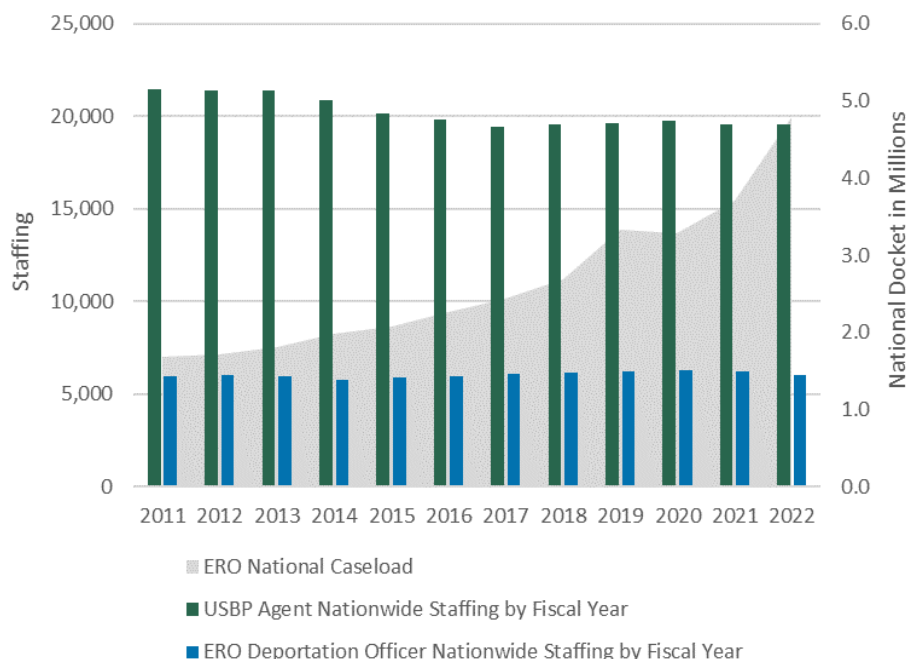


Figure 2. ERO and CBP Border Patrol Staffing Levels and Growth in ICE’s Non-Detained National Docket.³

ERO Public Safety and National Security Activities

ERO relies on statutory law enforcement authority to identify and arrest noncitizens in the interior of the United States who may present a threat to national security or public safety, or who otherwise undermine the integrity of U.S. immigration laws. ERO utilizes targeted, intelligence-driven operations to prioritize its enforcement actions in a manner that helps protect communities nationwide. While ERO primarily conducts administrative arrests of noncitizens it has probable cause to believe are removable from the United States, it also has the authority to execute criminal arrest warrants and initiate prosecutions for criminal activity, including immigration-related crimes.

Public Safety and National Security Operations

ERO manages multiple programs and initiatives to assist its deportation officers in the identification and arrest of removable noncitizens. ERO applies technical capabilities, analytical tools, law enforcement expertise, and interagency partnerships to generate intelligence-driven leads to help locate these individuals through the following enforcement programs:

³ USBP staffing for FY 2022 is projected based on FY 2021.

- The National Criminal Analysis and Targeting Center analyzes data in numerous law enforcement and immigration databases to develop leads on removable noncitizens. These leads are delivered to ERO's 25 field offices for additional analysis and possible enforcement action.
- The Law Enforcement Support Center serves as a single point of contact for federal, state, and local law enforcement partners by providing real-time data on criminal noncitizens.
- The Pacific Enforcement Response Center uses technology and best practices to deliver real-time leads and referrals to increase the operational efficiency of ERO's targeted enforcement actions.

ERO's enforcement efforts across the country are assisted by the following public safety and national security programs:

- The National Fugitive Operations Program directs and supports ERO's efforts to locate and arrest public safety and national security threats via intelligence-driven leads. The program includes 129 Fugitive Operations Teams (FOTs), 10 Mobile Criminal Apprehension Teams (MCATs), and 22 Special Response Teams (SRTs) across the country that help identify and arrest at-large fugitives, individuals on ICE's Most Wanted list, and subjects of Interpol notices.
- The Criminal Apprehension Program (CAP) identifies and arrests noncitizens in prisons and jails nationwide who have been arrested by other law enforcement agencies for criminal activity. By taking these individuals directly into custody in a secure environment, CAP decreases risks to all parties involved and helps ensure that noncitizens who commit crimes face possible immigration consequences.

Administrative Arrests

Following identification and analysis, ERO conducts administrative arrests of noncitizens for violations of U.S. immigration law in the interior of the United States through two primary mechanisms: at-large arrests conducted by ERO's FOTs and MCATs, and custodial arrests conducted by CAP. At-large arrests take place when deportation officers conduct enforcement actions based on intelligence-driven leads within the community. At-large administrative arrests are also recorded when noncitizens who are encountered by CBP at the Southwest Border subsequently check in to an ERO field office in the interior for further processing and issuance of charging documents. Custodial arrests occur when CAP works with local and state prisons and jails to identify noncitizens who have been arrested by state or local authorities for criminal activity and are amenable to removal.

In FY 2022, ERO conducted nearly twice the number of administrative arrests it made in FY 2021. However, while the number of administrative arrests of noncitizens with criminal histories in FY 2022 was comparable to FY 2021, the number of arrests in the category of “other immigration violators” increased significantly as a result of the increase in Border Patrol encounters and ERO’s assistance to CBP in completing processing of these cases in the interior United States.⁴ In FY 2022, ERO conducted a total of 142,750 administrative arrests, 96,354 of which were categorized as “Other Immigration Violators” (Figure 3). Throughout the fiscal year the majority of those booked into ERO custody were initially arrested by CBP (Figure 4).

While the surge in administrative arrests of other immigration violators — largely focused on recent border crossers — resulted in significant workload increases for ERO, deportation officers continued to conduct interior arrests of those with criminal histories, including extremely serious criminal offenses. In FY 2022, ERO arrested 46,396 noncitizens with criminal histories; this group had 198,498 charges and convictions for an average of 4.3 charges or convictions per individual. These included 21,531 charges or convictions for assault; 8,164 for sex offenses and sexual assault;³ 5,554 for weapons offenses; 1,501 for homicide-related offenses; and 1,114 for kidnapping (Figure 6), demonstrating the serious public safety risks associated with many of the noncitizens ERO targets and arrests in the interior.

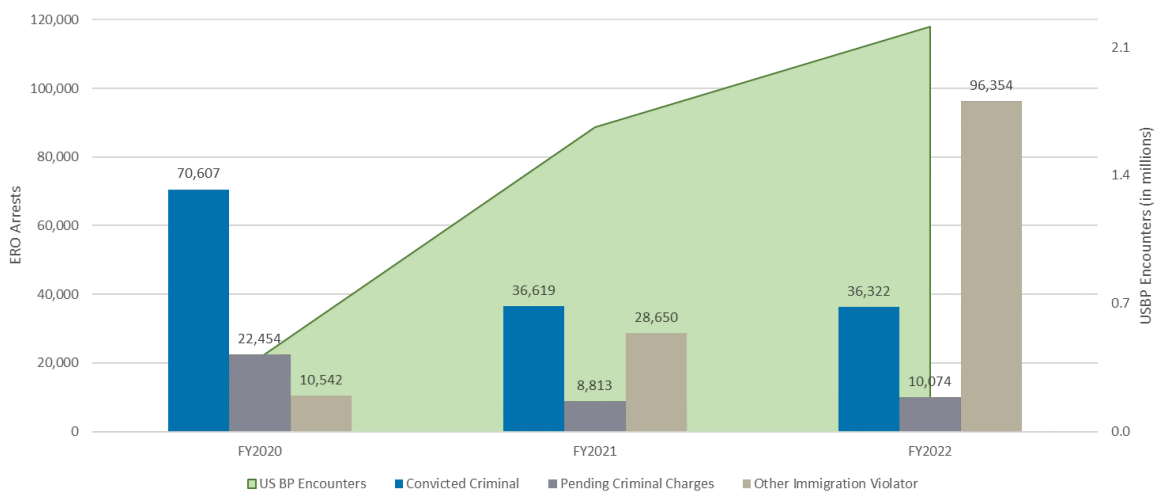


Figure 3. FY 2020 – FY 2022 ERO Administrative Arrests by Criminality.⁶

⁴ CBP Southwest Encounters: Southwest Land Border Encounters | U.S. Customs and Border Protection: (<https://www.cbp.gov/newsroom/stats/southwest-land-border-encounters>).

³ This does not include commercial sex offenses.

⁶ ICE defines immigration violators’ criminality in the following manner: Convicted Criminal: Immigration Violators with a criminal conviction entered into ICE systems of record at the time of the enforcement action; Pending Criminal Charges: Immigration Violators with pending criminal charges entered into ICE system of record at the time of the enforcement action; and Other Immigration Violators: Immigration Violators without any known criminal convictions, or pending charges entered into ICE system of record at the time of the enforcement action. Encounters are defined as total USBP encounters as reported on CBP.gov.

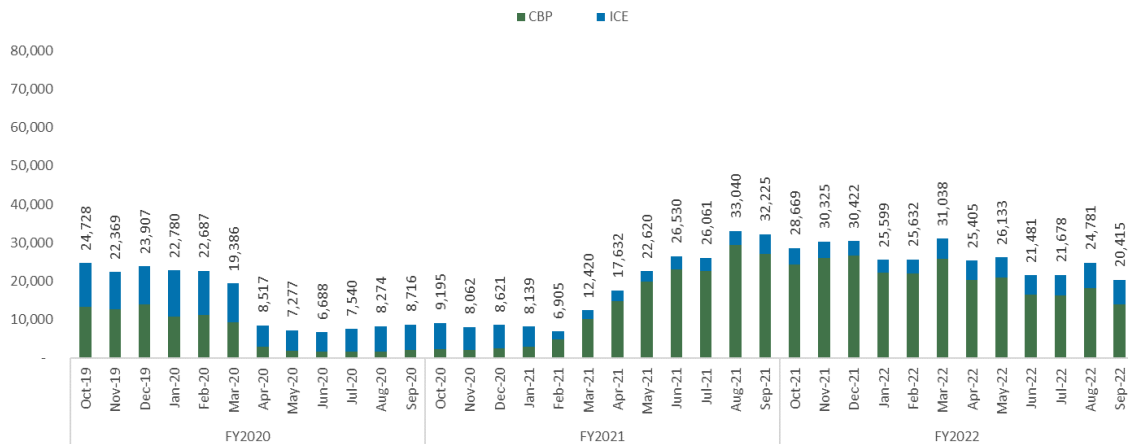


Figure 4. FY 2020 – FY 2022 ICE Initial Book-Ins by Arresting Agency and Month.

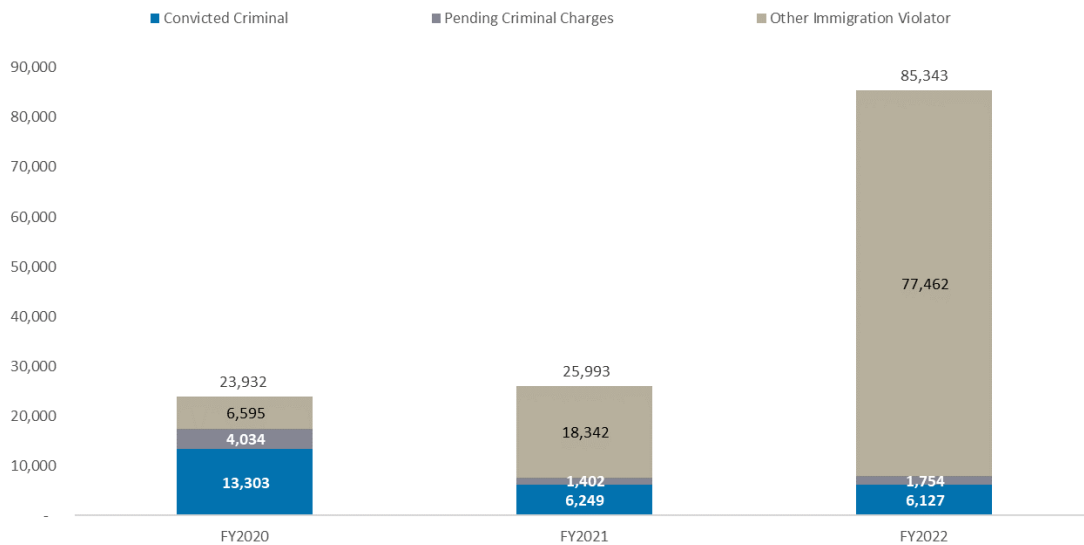


Figure 5. FY 2020 – FY 2022 At-Large Arrests.⁷

⁷ At-large arrests are a subset of ERO’s overall arrests and are defined as arrests that take place outside the confines of a custodial setting (arrests within such a setting are known as custodial arrests). In FY 2022, the at-large arrest category included significant numbers of noncitizens who CBP first encountered at the border and who subsequently checked in to ERO field offices to complete the arrest process and receive charging documents.

Criminal Charge Category ⁹	Criminal Charge	Criminal Conviction	Total Offenses
Dangerous Drugs	8,571	20,657	29,228
Immigration	4,201	23,672	27,873
Traffic Offenses: DUI	8,734	17,504	26,238
Assault	9,715	11,816	21,531
Traffic Offenses	6,594	11,415	18,009
Obstructing Judiciary, Congress, Legislature, etc.	3,379	4,102	7,481
Obstructing the Police	2,550	3,694	6,244
General Crimes	2,567	3,600	6,167
Weapon Offenses	2,157	3,397	5,554
Larceny	1,661	3,879	5,540
Invasion of Privacy	2,311	2,849	5,160
Sex Offenses (Not Involving Assault or Commercialized Sex)	1,293	3,470	4,763
Burglary	1,132	3,165	4,297
Fraudulent Activities	1,211	2,739	3,950
Sexual Assault	1,001	2,400	3,401
Public Peace	1,324	2,024	3,348
Family Offenses	1,030	1,330	2,360
Robbery	512	1,836	2,348
Stolen Vehicle	609	1,437	2,046
Damage Property	833	843	1,676
Liquor	839	778	1,617
Flight/Escape	549	965	1,514
Homicide	253	1,248	1,501
Forgery	481	940	1,421
Stolen Property	484	828	1,312
Kidnapping	447	667	1,114

Figure 6. Criminal Charges and Convictions Associated with ERO Administrative Arrests⁸ in FY 2022.

Criminal Arrests and Prosecutions

In addition to conducting administrative arrests, ERO has the authority to execute criminal arrest warrants and initiate prosecution of crimes under U.S. law including but not limited to immigration-related offenses. Despite its increased support for the DHS enterprise at the Southwest Border, ERO enforcement activities focused on prosecuting and convicting those engaged in criminal activity remained relatively steady across FY 2021 and FY 2022. In FY 2022, these activities resulted in 2,208 criminal arrests, 2,182 criminal indictments, and 2,199 criminal convictions for a range of offenses such as immigration-related crimes, fraud, assault, and weapons possession.⁹ Frequently occurring charges included violations of 8 U.S.C. § 1253, Penalties Related to Removal; 8 U.S.C § 1325, Improper Entry by Alien; 8 U.S.C § 1326, Re-Entry of Removed Aliens; 18 U.S.C. § 1361, Government Property or Contracts; 18 U.S.C § 1546, Fraud and Misuse of Visas, Permits and Other Documents; 18 U.S.C § 111, Assaulting, Resisting, or Impeding Certain Officers or Employees; and 18 U.S.C § 922 (g), Felon in Possession of a Firearm.

⁸ Chart includes commonly occurring offenses with 1,000 or more associated convictions or charges.

⁹ Indictments and convictions may result from arrests that take place during a previous fiscal year.

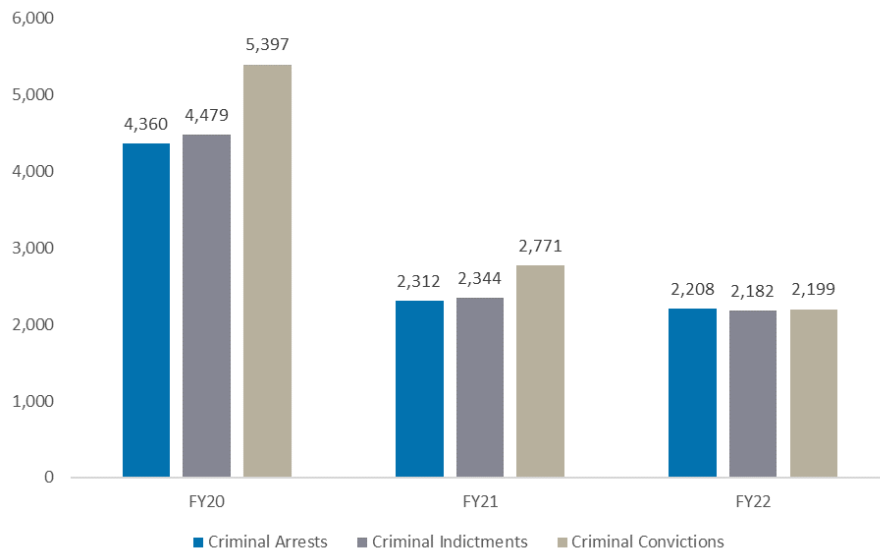


Figure 7. FY 2020 – FY 2022 ICE Criminal Arrests and Prosecution Actions.¹⁰

Immigration Detainers

As part of its mission to identify and arrest removable noncitizens, ERO lodges immigration detainers against noncitizens who have been arrested for criminal activity and taken into custody by state or local law enforcement. An immigration detainer is a request from ICE to state or local law enforcement agencies to notify ICE as early as possible before a removable noncitizen is released from their custody. Detainers request that state or local law enforcement agencies maintain custody of the noncitizen for a period not to exceed 48 hours beyond the time the individual would otherwise be released, which allows ERO to assume custody for removal purposes in accordance with federal law.

Detainers are a critical public safety tool because they focus enforcement resources on removable noncitizens who have been arrested for criminal activity. Detainers increase the safety of all parties involved (ERO personnel, law enforcement officials, the removable noncitizens, and the general public) by allowing an arrest to be made in a secure and controlled custodial setting as opposed to at-large within the community. Because detainers result in the direct transfer of a noncitizen from state or local custody to ERO custody, they also minimize the potential that an individual will reoffend. Finally, detainers also conserve scarce government resources by allowing ERO to take criminal noncitizens into custody directly rather than expending resources locating these individuals at-large.

¹⁰ Arrests, indictments, and convictions reflected in the data occurred during a given fiscal year. In some instances, an arrest may occur in one fiscal year and a corresponding indictment or conviction in a subsequent one.

In FY 2022, ERO issued 78,829 detainers for noncitizens with criminal histories, including: 1,751 homicide-related offenses; 1,911 kidnappings; 2,934 robberies; 26,186 assaults; and 8,450 sex crimes.¹¹ This demonstrates ERO’s continuing commitment to identifying, arresting, and removing criminal offenders to make communities safer.

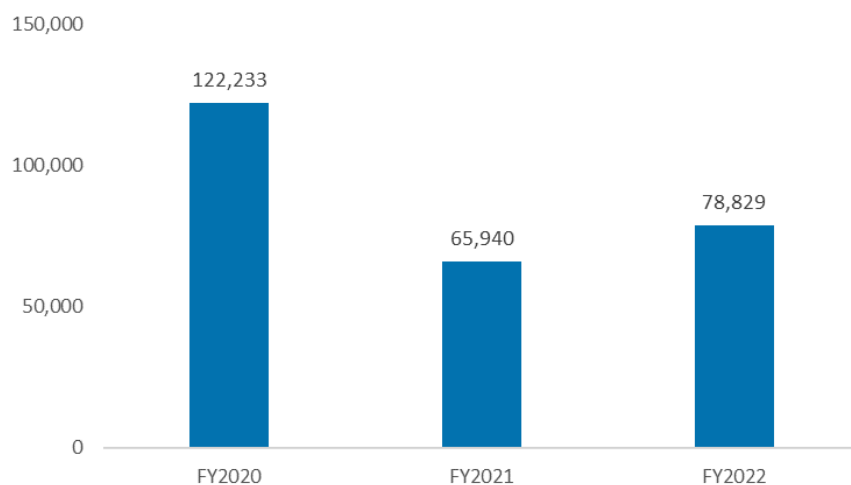


Figure 8. FY 2020 – FY 2022 ICE Detainers Issued.

Custody and Case Management

ERO manages the detained and non-detained dockets from initial book-in to final case disposition (and removal, if applicable). Although most noncitizens — more than 4.7 million — are on ICE’s non-detained docket, the agency also manages detention operations and provided for the safety, security, and care of an average of 22,630 people in ICE custody during FY 2022 (Figure 14). ERO provides noncitizen transportation between detention facilities for medical purposes and for staging those who have received a final order for removal from the United States. While ERO’s detained population has remained relatively consistent (increasing slightly in FY 2022 as facilities continued to adapt to COVID-19 protocols), the non-detained population has grown significantly in recent years, primarily driven by increased migration at the Southwest Border.

¹¹ This does not include commercial sex offenses.

Fiscal Year	Detained	Non-Detained
FY 2021	21,939	3,685,856
FY 2022	26,299	4,759,560

Figure 9. FY 2021 – FY 2022 Detained and Non-Detained Dockets (Snapshot as of September 30, 2022).

Detained Population

ERO oversees the civil immigration detention of one of the most diverse and rapidly changing detained populations in the world. These noncitizens are housed within approximately 130 facilities across the nation. The ERO Headquarters Custody Management and IHSC divisions assist deportation officers in the field with managing the detained population and ensuring the health and safety of those in custody, ensuring compliance with ICE’s detention standards, and providing medical care, including mental healthcare, to all detained individuals.

ICE detains individuals as necessary, including to secure their presence for immigration proceedings and/or removal from the United States. ICE also detains those who are subject to mandatory detention under U.S. immigration law as well as those whom an ICE supervisor has determined is a public safety or flight risk. In FY 2022, ERO’s limited detention capacity was primarily used to house two populations: (1) noncitizens arrested at the Southwest Border by CBP; and (2) noncitizens with criminal histories arrested by ERO in the interior. Statistics for ERO detention during this time period demonstrate the outsized impact of Southwest Border apprehensions on the composition of ERO’s detained population (Figures 13 through 16).

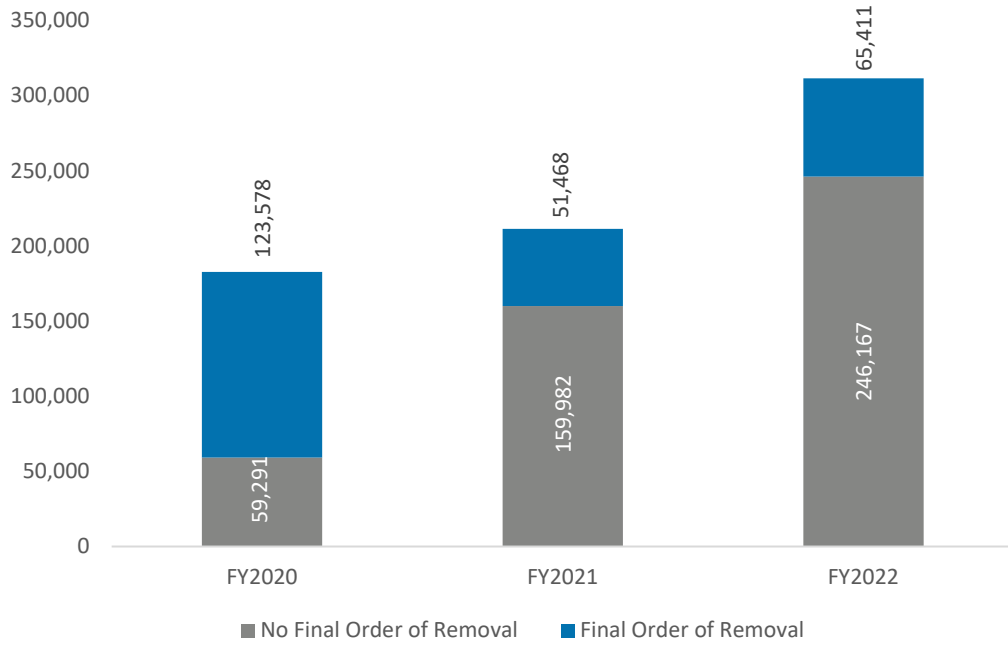


Figure 10. FY 2020 – FY 2022 Initial Book-Ins by Final Order Status.

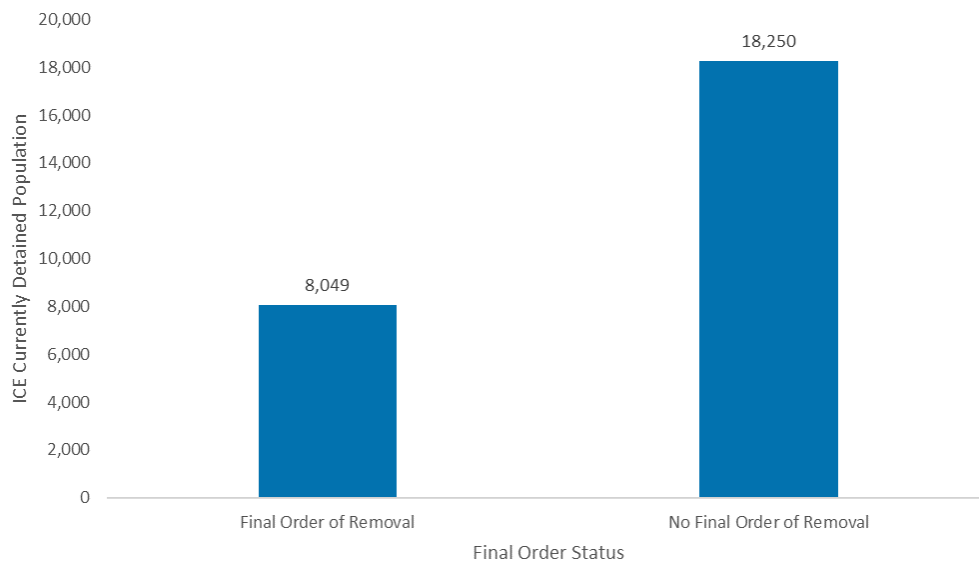


Figure 11. FY 2022 Currently Detained by Final Order Status (Snapshot as of September 30, 2022).

Country of Citizenship	Detained
Total	19,315
NICARAGUA	3,300
MEXICO	2,901
COLOMBIA	2,888
PERU	1,914
TURKEY	1,673
HONDURAS	1,561
VENEZUELA	1,411
GUATEMALA	1,384
ECUADOR	1,238
EL SALVADOR	1,045

Figure 12. FY 2022 Currently Detained by Top Ten Countries (Snapshot as of September 30, 2022).

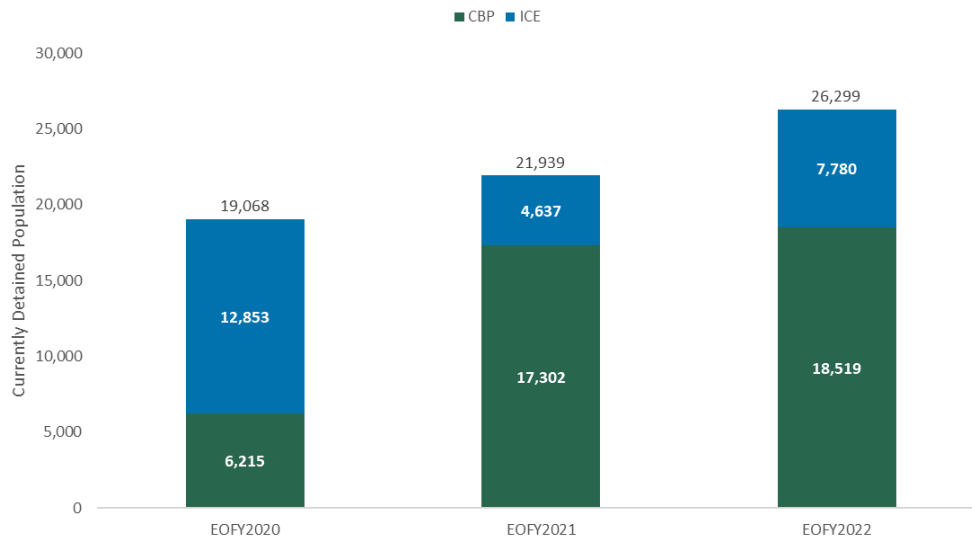


Figure 13. FY 2020 – FY 2022 Currently Detained by Arresting Agency (Snapshot as of September 30, 2022).

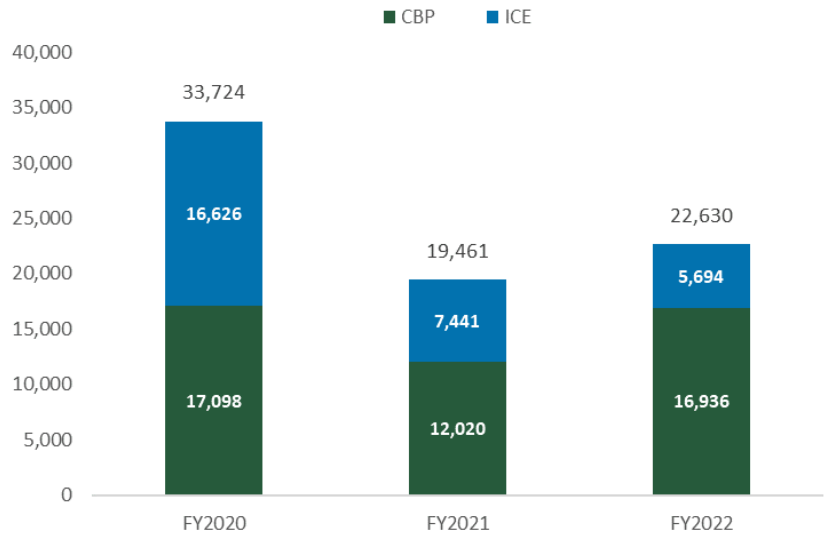


Figure 14. FY 2020 – FY 2022 ICE Average Daily Population by Arresting Agency.

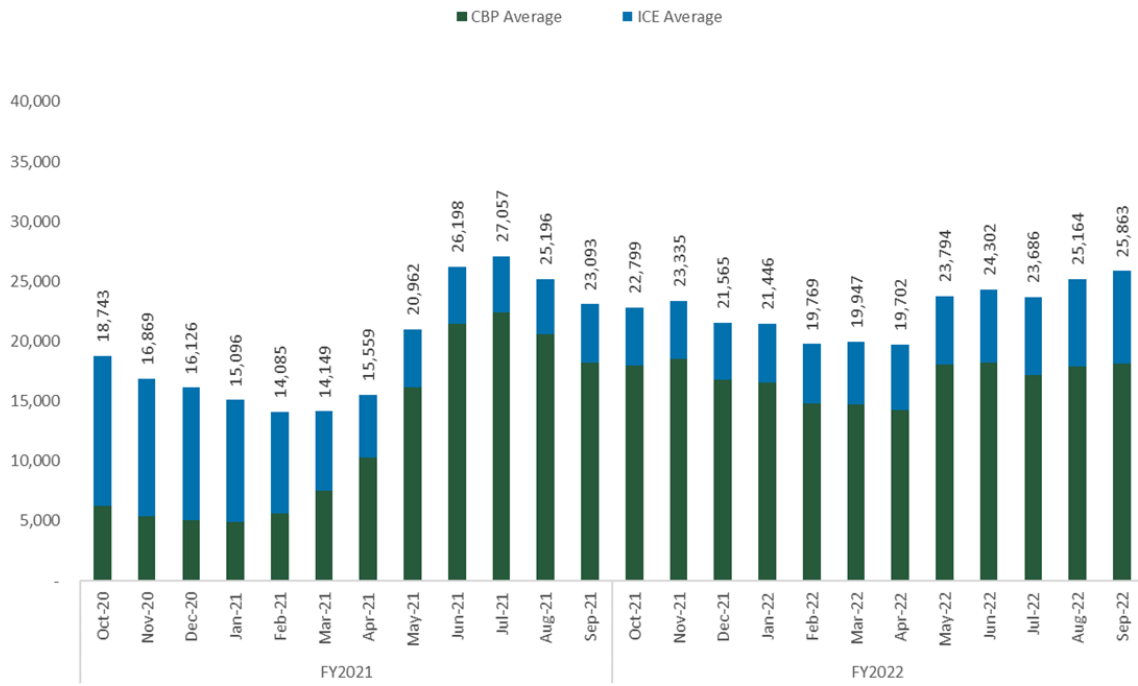


Figure 15. FY 2021 – FY 2022 Average Daily Population by Arresting Agency and Month.

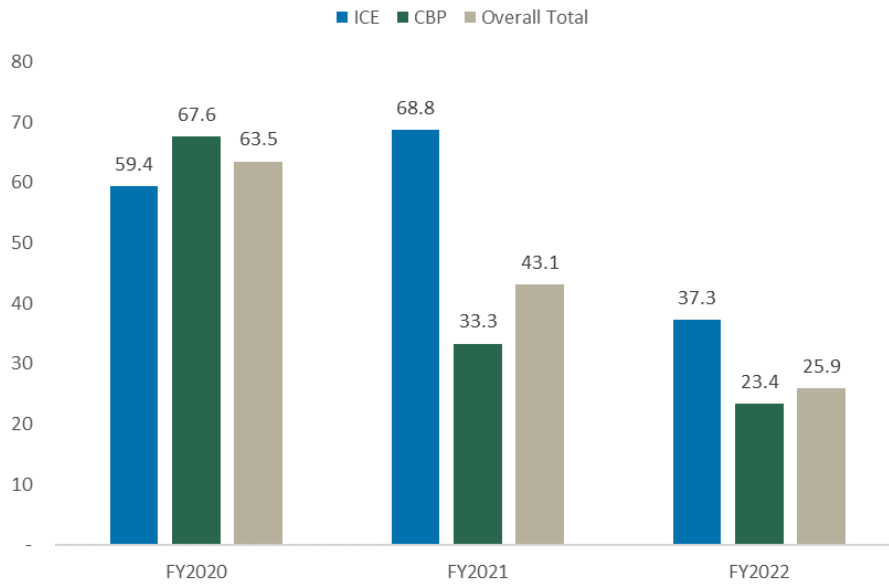


Figure 16. FY 2020 – FY 2022 Average Length of Stay by Arresting Agency.

Detained Noncitizen Healthcare

Providing healthcare to the detained population is a key component of ERO’s work, and ICE detention standards help to ensure that those in its custody receive an initial medical screening, including for mental health needs, as well as all necessary follow-up care. Through its nationwide staff of 1,640 U.S. Public Health Service Commissioned Corps officers, civil servants, and contract health professionals, ERO’s IHSC component provides direct health care at ICE-owned facilities; oversees care for ICE detained noncitizens housed in contract facilities; reimburses for off-site health care services received by detained individuals while in ICE and CBP custody; and supports special operations missions.

In FY 2022, IHSC’s operating budget approached \$324 million. During this time, it provided direct care – including medical and dental health services – to over 118,000 noncitizens housed at 19 IHSC-operated facilities throughout the United States, which exceeded 1.1 million visits over the course of the fiscal year. IHSC also oversaw compliance with healthcare-related detention standards for more than 120,500 noncitizens housed in 163 non-IHSC-staffed facilities.

Non-Detained National Docket

While ICE detains noncitizens as necessary, most noncitizens subject to removal are monitored outside the detention setting through a variety of mechanisms. Cases on the non-detained national docket are either categorized as “Final Order,” meaning the noncitizen has completed the legal process and has been ordered removed, or “Pending Final Order,” indicating that an order of removal has not yet been issued or is not administratively final. In FY 2022, the number

of cases on the non-detained national docket continued on an upward trend, increasing 29% between the end of FY 2021.¹² and the end of FY 2022, to 4,759,560 cases (Figure 17). The steady growth of the non-detained docket is being driven by increased CBP apprehensions of noncitizens at the Southwest Border and the transfer of cases for subsequent processing by ERO.

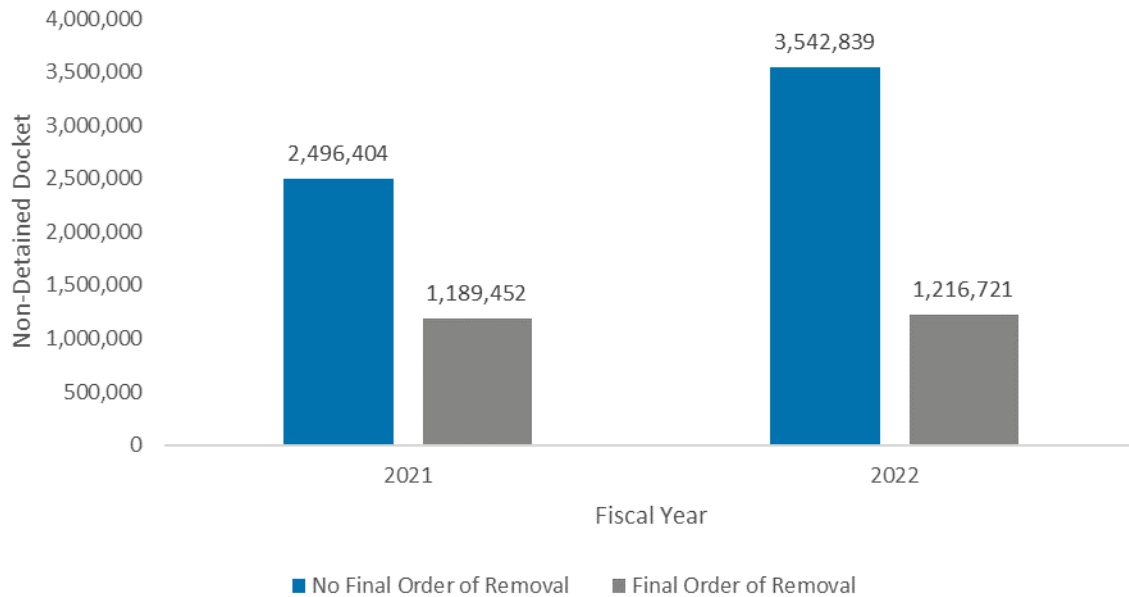


Figure 17. FY 2021 – FY 2022 Currently Non-Detained by Final Order Status (Snapshot as of September 30, 2022).

¹² Snapshot of Non-Detained Docket on last day of FY 2020 and FY 2021.

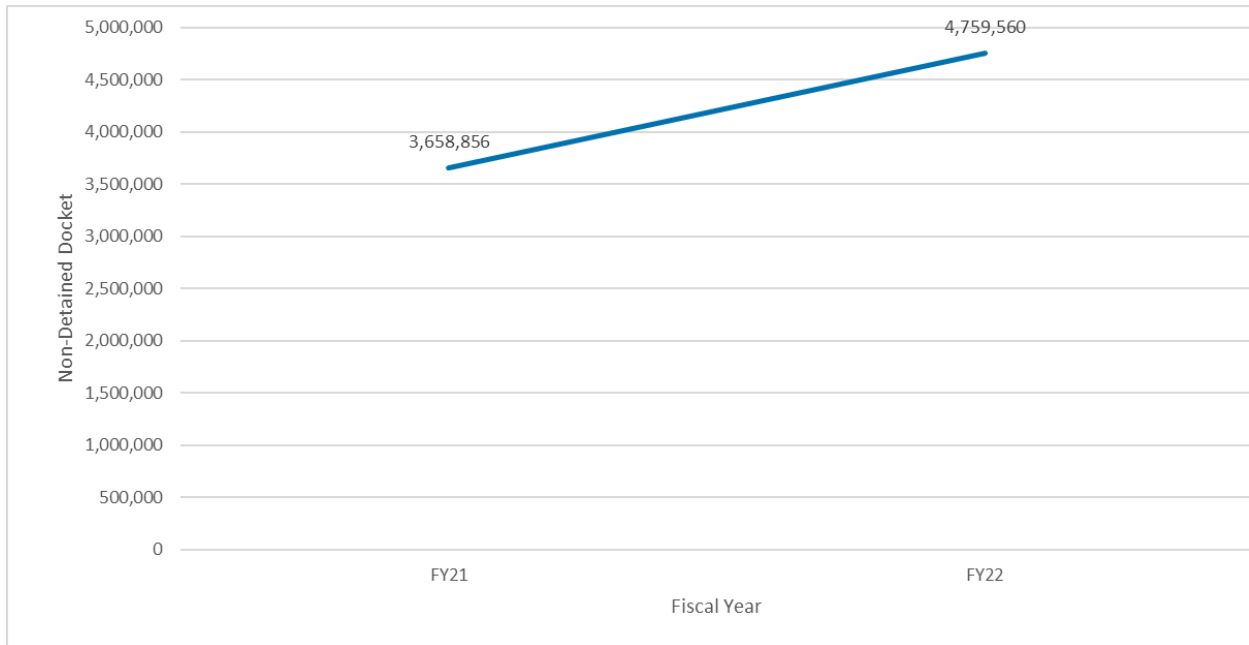


Figure 18. FY 2021-FY 2022 Non-Detained Docket Totals (Snapshot as of September 30, 2022).

Country of Citizenship	Total
Total	3,958,313
GUATEMALA	764,692
HONDURAS	759,724
MEXICO	628,509
EL SALVADOR	543,627
CUBA	327,423
VENEZUELA	254,736
NICARAGUA	235,188
BRAZIL	164,720
COLOMBIA	143,133
HAITI	136,561

Figure 19. FY 2022 Currently Non-Detained by Top Ten Countries.

Alternatives to Detention (ATD)

ERO's ATD program uses technology and case management services to facilitate non-detained noncitizens' compliance with immigration court appearances and release conditions while such noncitizens are in removal proceedings. As the non-detained docket has grown over the years, ATD has become an increasingly important tool for effective case management and accountability.

ATD complements ERO's law enforcement efforts by increasing supervision of eligible subsets of the 4.7 million individuals on the non-detained docket. ATD provides an additional layer of supervision and increases accountability of noncitizens released from detention with conditions (such as an Order of Recognizance, Order of Supervision, a grant of parole, or a posted bond).

Adults over the age of 18 are eligible for participation in ATD. ERO officers determine a noncitizen's suitability for ATD, including likelihood of compliance, by reviewing their criminal, immigration, and supervision history; family and/or community ties; status as a caregiver or provider; and humanitarian or medical considerations. ERO typically utilizes ATD to encourage compliance for noncitizens who lack a criminal history or who have committed only minor or nonviolent offenses, but who may otherwise present a flight risk.

ERO has significantly expanded ATD enrollment from an average daily population of approximately 23,000 active participants at the end of FY 2014 to 321,000 at the end of FY 2022. However, this represents only a fraction of the cases assigned to the non-detained national docket. With approximately 6,000 ERO officers spread across 25 field offices, ERO lacks sufficient resources to more closely monitor and provide robust case management services to this entire population. Participants currently spend an average of 18 to 19 months enrolled in ATD before they are removed from the program to prioritize more recent arrivals and those deemed eligible for release from ICE custody, who represent a greater flight risk than those who have been enrolled and compliant with ATD for longer timelines.

Removals

An ICE removal is the compulsory and confirmed movement of an inadmissible or deportable noncitizen out of the United States. ERO removes noncitizens who are subject to final orders of removal issued by an immigration judge within the DOJ Executive Office for Immigration Review (EOIR) or through other lawful means such as expedited removal. Those removed include noncitizens arrested by ERO in the interior of the United States, as well as those apprehended by CBP along the Southwest Border and subsequently transferred to ERO for removal. Additionally, since the issuance of the Centers for Disease Control and Prevention's (CDC) public health order under Title 42 in FY 2020, ERO has carried out expulsions of those who arrive at the Southwest Border pursuant to the CDC's Title 42 authority.¹³

Removal management is a complex process that requires careful planning and coordination with a wide range of domestic and foreign partners and utilizes significant ERO resources. After a noncitizen receives a final order of removal and ERO has coordinated with necessary partners, ICE arranges their removal via a chartered flight, commercial flight, or land transport (for removals to a contiguous country). In FY 2022, ERO conducted 72,177 removals to more than 150 countries worldwide, with approximately half of these removals — 36,313 — conducted via

¹³ Under 42 U.S.C. § 268, customs officers have a duty to aid in the enforcement of quarantine rules and regulations. Since March 2020, CBP has assisted with the implementation of 42 U.S.C. § 265, by expelling noncitizens arriving at the border, and ERO has carried out these expulsions by returning noncitizens to their countries or origin.

charter flight (Appendix: Removals by Country of Citizenship). This included several hundred flights to major sending countries, including 256 charter flights to Guatemala, 220 to Honduras, 125 to Haiti, and 120 to El Salvador.

Of the 72,177 noncitizens removed during this time period, 44,096 had a criminal history. Removed noncitizens had a total of 183,251 charges and convictions associated with them, for an average of 4.2 charges and convictions per person, including 17,336 charges or convictions for assault, 7,370 for sex offenses and sexual assault,⁴ 4,711 for weapons offenses, 1,315 for homicide-related offenses, and 953 for kidnapping. ICE also removed 2,667 known or suspected gang members, 55 known or suspected terrorists, seven human rights violators, and 74 foreign fugitives wanted by their governments for crimes including homicide, rape, terrorism, and kidnapping.

Expulsions Conducted Under Title 42 Authority

In response to the COVID-19 pandemic, on March 20, 2020, the CDC issued a public health order, pursuant to its authority under sections 265 and 268 of Title 42 of the United States Code, requiring the expulsion of unauthorized noncitizens arriving at land borders to protect against the spread of COVID-19. While ERO continued to conduct removals of noncitizens with final removal orders during FY 2022, a significant portion of ERO's removal workload was dedicated to assisting with expulsions of noncitizens pursuant to the Title 42 authority.

Recent irregular border crossers who are immediately returned to their home countries or last point of transit under Title 42 are classified as CBP expulsions rather than ERO removals. In FY 2022, ERO dedicated significant removal staff and resources to facilitating Title 42 expulsions by obtaining foreign government authorization to receive expelled individuals and coordinating expulsion flights.

In FY 2022, ICE Air Operations assisted CBP in expelling 65,076 single adults, while its Juvenile and Family Management Division (JFMD) expelled an additional 52,137 members of family units under Title 42 authority. Overall, in FY 2022, ERO conducted 249,435 total transportation segments for noncitizens, including domestic transfers between DHS facilities, 72,177 removals, and 117,213 Title 42 expulsions, representing a significant workload increase over FY 2021.¹⁵

⁴ This does not include commercial sex offenses.

¹⁵ In FY 2021, ICE Air Operations assisted with 36,643 expulsions. Additionally, in August 2021, JFMD began coordinating with the Southwest Border Coordination Cell and ICE Air Operations to expel members of family units on JFMD-contracted charter flights in response to requirements under Title 42 authority. During FY 2021, JFMD assisted with 13,485 expulsions.

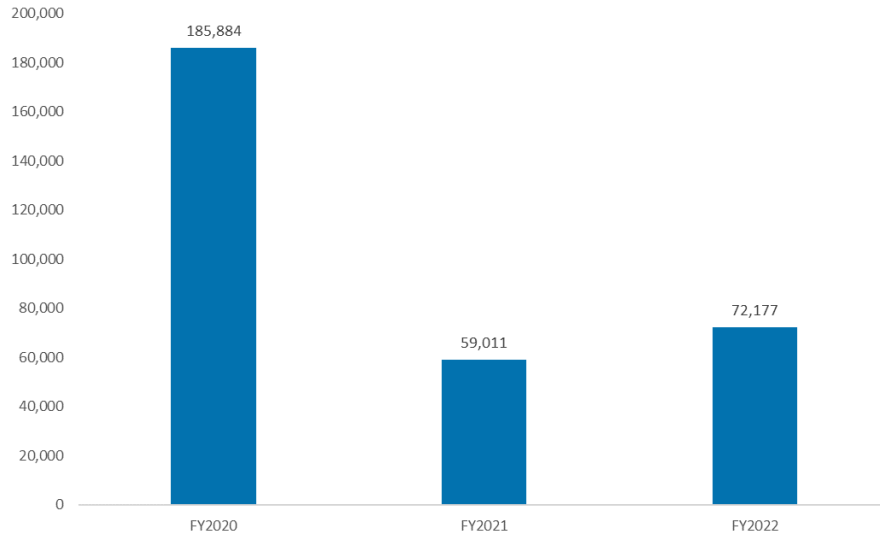


Figure 20. FY 2020 – FY 2022 Overall ICE Removals.

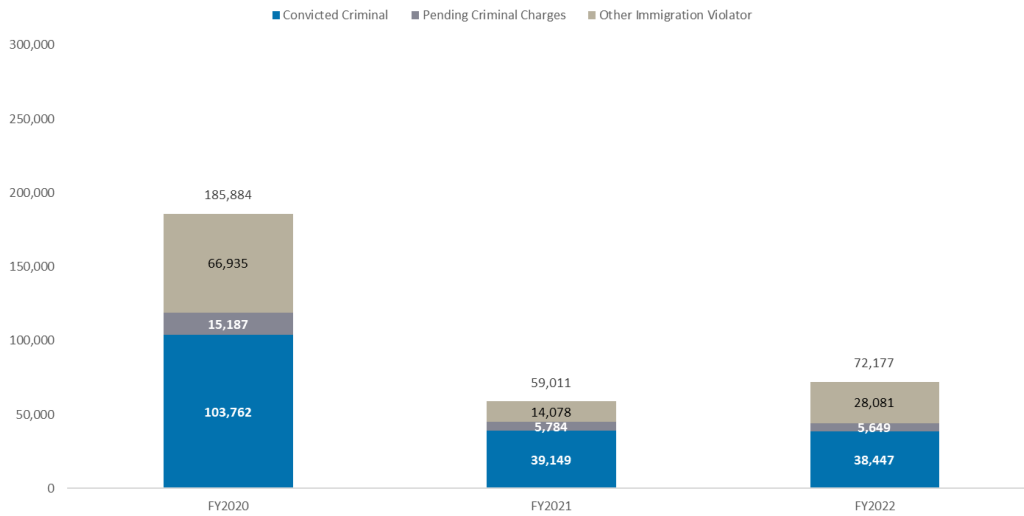


Figure 21. FY 2020 – FY 2022 ICE Total Removals by Criminality.

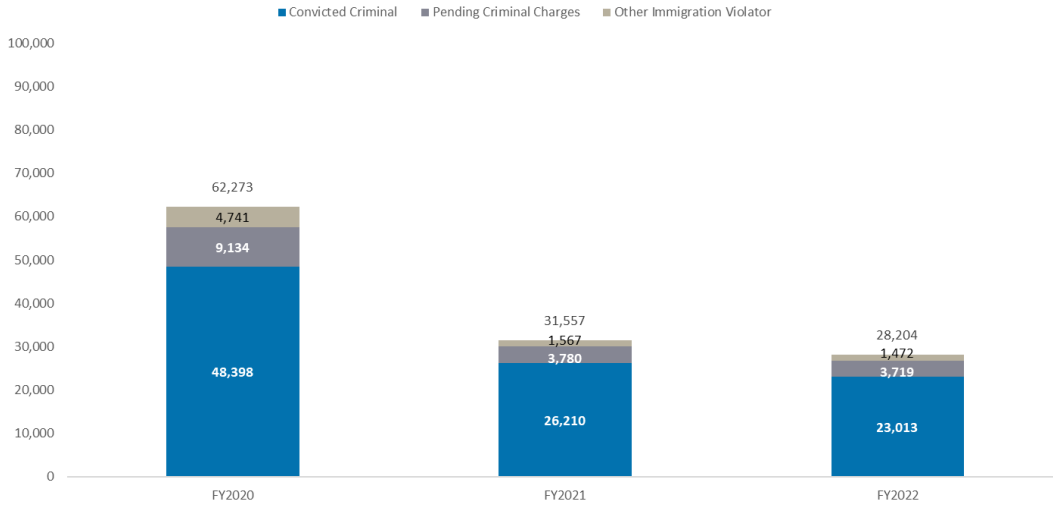


Figure 22. FY 2020 – FY 2022 ICE Interior Removals by Criminality.

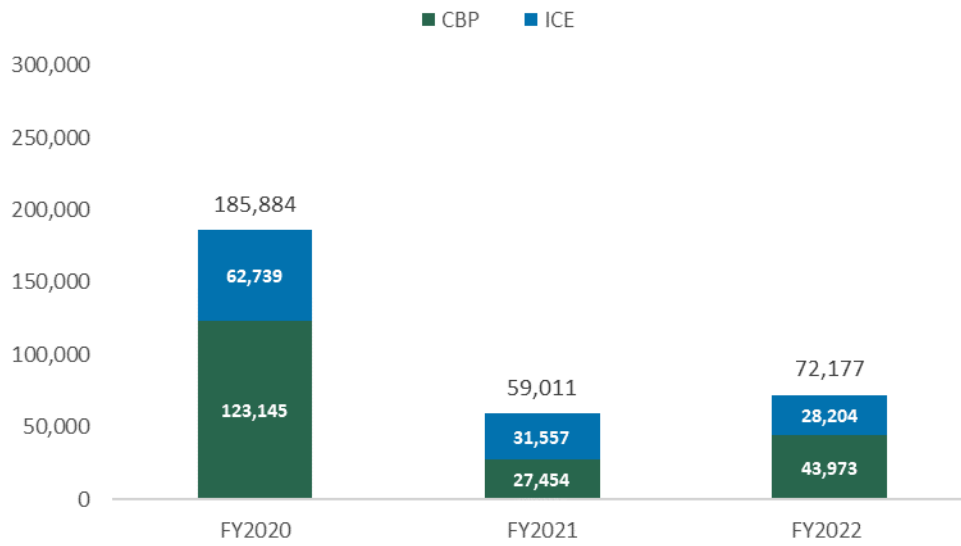


Figure 23. FY 2020 – FY 2022 ICE Removals by Arresting Agency.

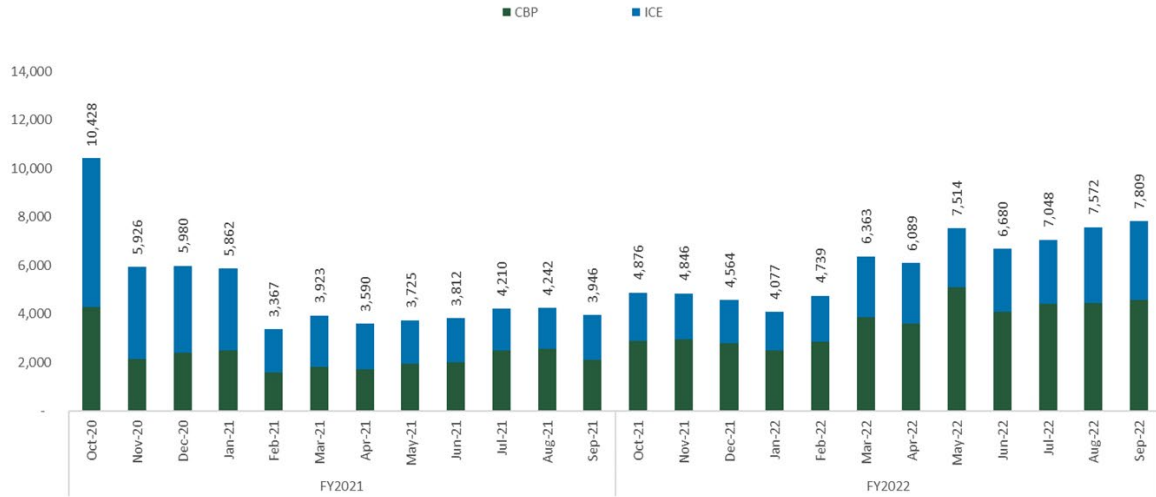


Figure 24. FY 2021 – FY 2022 ICE Removals by Arresting Agency and Month.

Removals of U.S. Border Patrol-Apprehended Family Units and Unaccompanied Children

Since the migration surge at the Southwest Border in FY 2014 and through the start of FY 2022, the United States has experienced an increase in the number of family units and unaccompanied children seeking entry. The growth in these caseloads have strained DHS and U.S. government resources. While the U.S. government expelled many noncitizens under Title 42 authority during FY 2022, including family units, it also continued to conduct regular removals of family unit members and unaccompanied children with final orders of removal (Figures 25, 26).

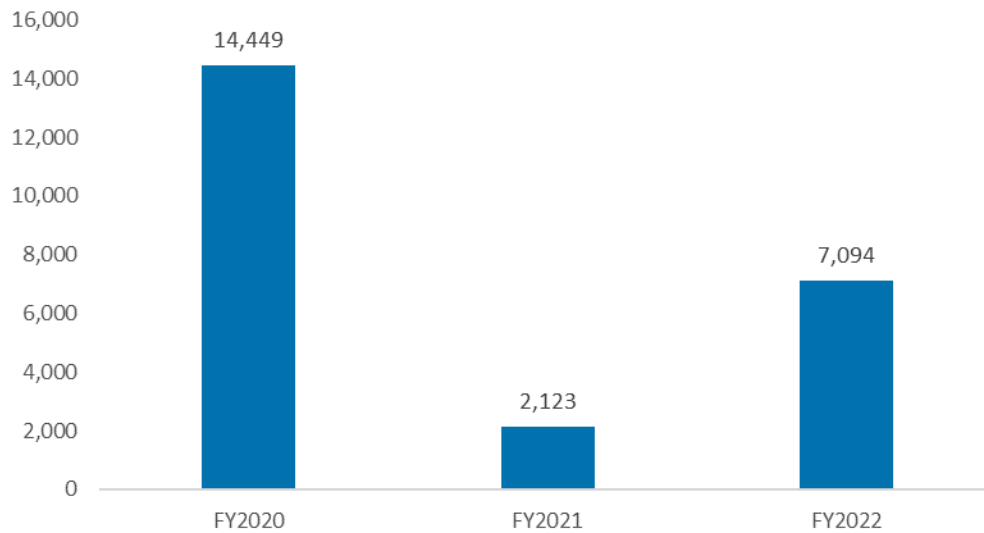


Figure 25. FY 2020 – FY 2022 ICE Removals of USBP-Identified Family Unit Members.

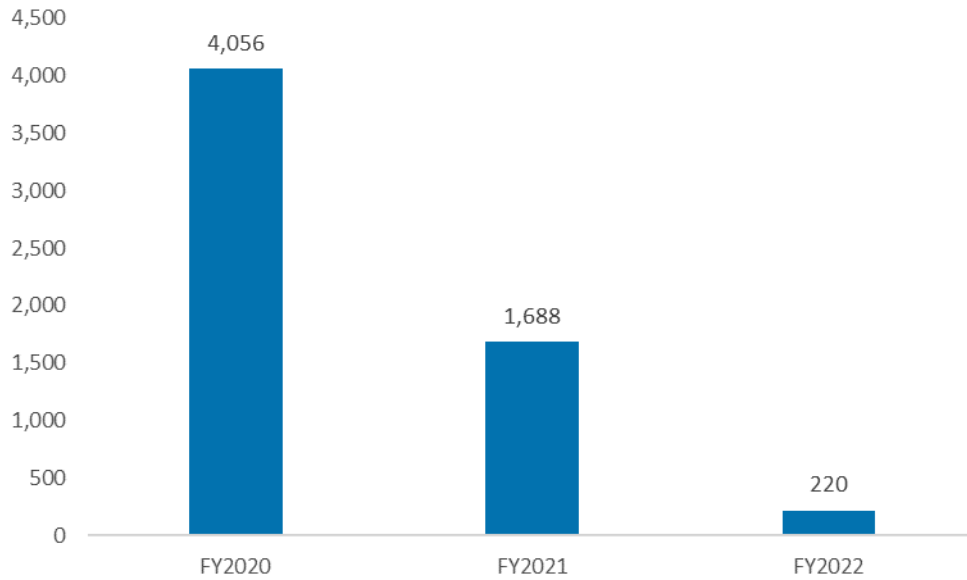


Figure 26. FY 2020 – FY 2022 ICE Removals of Unaccompanied Children.

High Priority Removals: Known or Suspected Gang Members and Terrorists

One of ERO’s most important functions involves the removal of high priority noncitizens who pose serious threats to public safety or national security. During FY 2022, ERO continued to carry out removals of known or suspected gang members, as well as those who are known or suspected of having ties to terrorism. Removals of noncitizens with known or suspected ties to terrorism increased significantly from FY 2021 to FY 2022.

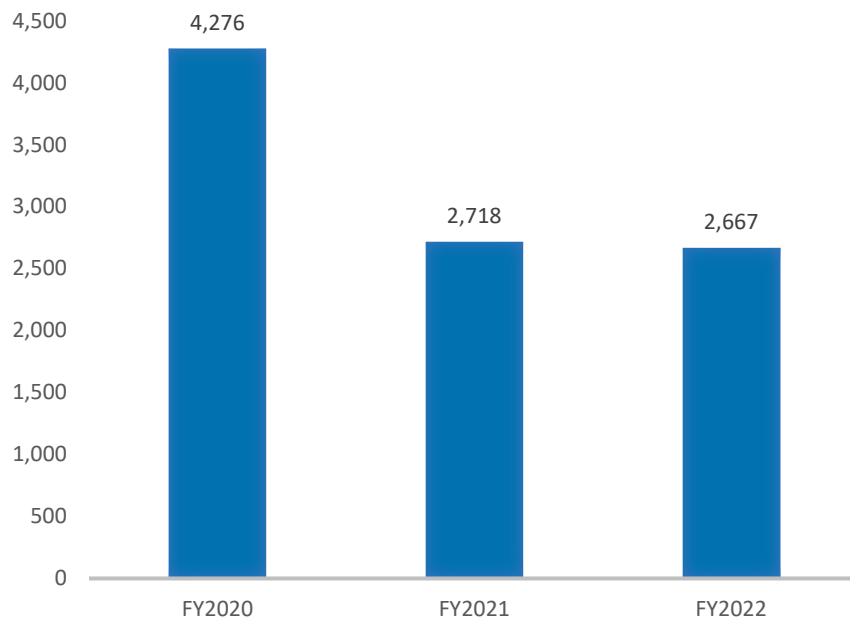


Figure 27. FY 2020 – FY 2022 ICE Removals of Known or Suspected Gang Members.

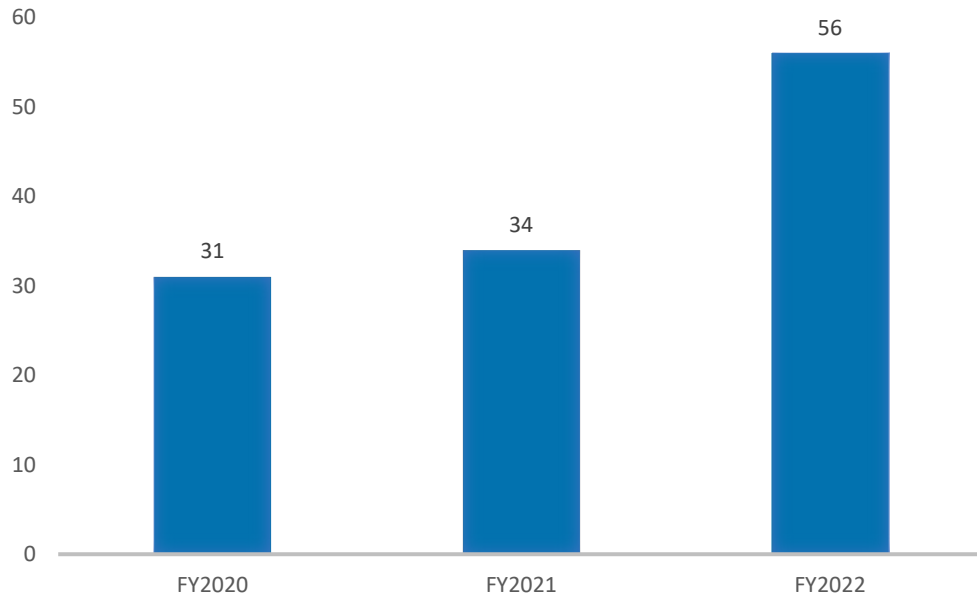


Figure 28. FY 2020 – FY 2022 ICE Removals of Known or Suspected Terrorists.

Mission and Organization

HSI investigates, disrupts, and dismantles terrorist, transnational, and other criminal organizations that threaten or seek to exploit U.S. customs and immigration laws. HSI's workforce consists of more than 8,700 employees, including special agents, criminal analysts, and mission support personnel. With its focus on transnational criminal activity, HSI has a global and expanding footprint, with offices in 237 cities across the United States and its territories, as well as in 56 countries.



FY 2022 in Review

HSI has broad legal authority to conduct federal criminal investigations of the illegal cross-border movement of people, goods, money, technology, and other contraband into, out of, and throughout the United States. HSI uses these authorities to investigate a wide array of transnational crime and violations of customs and immigration laws, including:

- Money laundering
- Financial fraud and scams
- Cybercrime
- Intellectual property theft and trade fraud
- Narcotics smuggling
- Transnational gang activity
- Child exploitation
- Human smuggling
- Human trafficking
- Illegal exports of controlled technology and weapons
- Identity and benefit fraud
- Human rights violations and war crimes
- Terrorism and national security threats

During FY 2022, in collaboration with its strategic partners in the United States and abroad, HSI special agents gathered evidence to identify and build criminal cases against TCOs, terrorist networks and facilitators, and other criminal elements that threaten the homeland. HSI also worked with prosecutors to indict and arrest violators, execute search warrants, seize criminally derived money and assets, and take other actions to disrupt and dismantle criminal networks.

HSI conducted 36,685 criminal arrests, seized over 1.8 million pounds of narcotics, identified and/or assisted 1,170 victims of child exploitation, and assisted 765 victims of human trafficking. Additionally, HSI set a new record for seized currency and assets of more than \$5

billion, dealing a significant blow to TCO operations and criminals seeking to profit from illicit crimes. This increase of approximately \$4 billion from the previous year was due largely to increased seizures of cryptocurrency utilized for criminal activity.

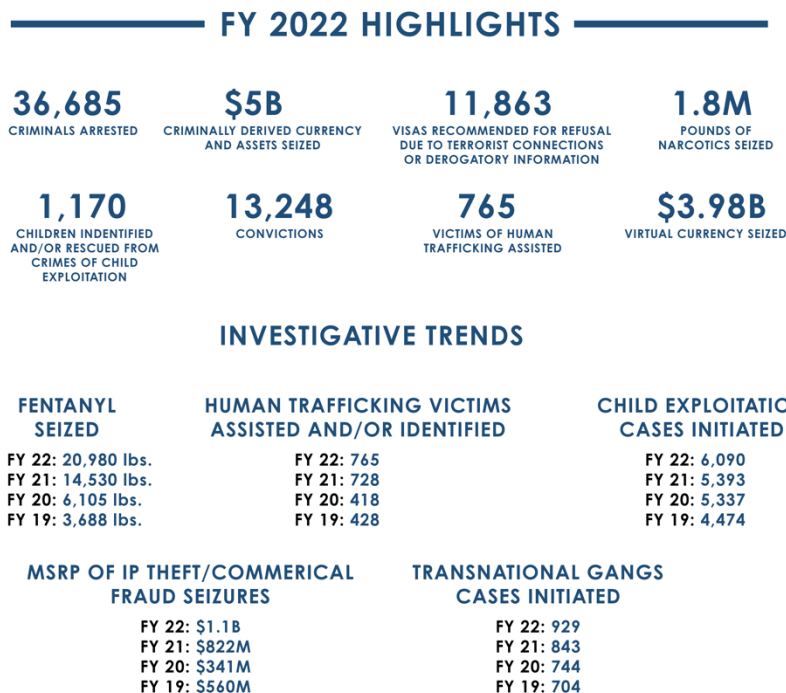


Figure 29. FY 2022 HSI Highlights.

During this time, HSI personnel also supported a number of major law enforcement operations. In support of Operation Expanded Impact (OEI), a department-wide initiative targeting Southwest Border TCOs involved in human smuggling and human trafficking activity, HSI dedicated additional resources and sent over 600 rotational special agents to domestic offices along the Southwest Border and 300 to international locations. OEI efforts on HSI’s behalf resulted in over 790 disruptions to illicit activity, 14,000 noncitizen apprehensions, 1,900 criminal arrests, and the seizure of \$5 million in assets and property.

In June 2022, HSI San Antonio agents and OEI personnel responded to a San Antonio Police Department call regarding a tractor-trailer on the south side of the city. Responding agents learned that local police reported approximately 46 deceased individuals and an additional 17 individuals suffering from dehydration and heat exhaustion-related issues. An immediate investigation resulted in the arrest of the driver and three co-conspirators on federal charges, carrying possible sentences of life imprisonment or the death penalty. In total, 53 noncitizens died due to transport conditions during this smuggling attempt.

In response to the Russian invasion of Ukraine, the U.S. government issued wide-ranging economic sanctions and increased export violations targeting Russian state-owned industries, financial institutions, government officials, oligarchs, and derivative assets and structures that support Russian aggression through Operation Shattered Fortress (OSF). Since its

implementation in late April 2022, OSF resulted in 28 international and domestic enforcement operations and disrupted over \$2 billion in assets, including 11 luxury yachts and three aircraft.

OSF also serves as co-lead of the White House-mandated DOJ KleptoCapture Task Force and is a contributing member of the multilateral Russian Elites, Proxies, and Oligarchs Task Force, which neutralizes enablers of Russian government operations by identifying and disrupting their financial and logistical infrastructure through a collaborative approach with other law enforcement and foreign partners. In concert with this effort, the HSI-led Human Rights Violators and War Crimes Center has also focused efforts on the conflict between Russia and Ukraine — particularly Russian paramilitary forces engaged in egregious human rights violations, terrorist acts, and other criminal activities.

During FY 2022, HSI was recognized for its narcotics interdiction efforts by its partners, including the White House Office of National Drug Control Policy (ONDCP). HSI won four out of nine ONDCP award categories, including:

- Interdiction and Intelligence Support: HSI New York’s Dark Web and Cryptocurrency Task Force
- Detection and Monitoring: HSI Memphis’ “Memphis Project” for Detection and Monitoring
- Major Campaign and Strategic Planning: HSI Seattle’s High Intensity Drug Trafficking Area Task Force’s Operation Bear Trap
- Special Recognition/Counter-Narcotics Force Enablers: HSI’s National Aviation Trafficking Initiative (NATI)

Additionally, HSI was also involved in supporting and implementing the following key pieces of legislation:

- The Shadow Wolves Enhancement Act, enacted April 19, 2022. This Act allows for the Shadow Wolves, a Native American tactical tracking unit specializing in human- and drug-smuggling interdiction in the Sonoran Desert, to become HSI special agents. This legislation also facilitates the program’s expansion to tribal lands outside of the Tohono O’odham Nation in Southern Arizona.
- The Bipartisan Safer Communities Act, enacted June 25, 2022. This Act grants HSI the authority to reimburse salaries for Border Enforcement Security Task Forces (BESTs) task force officers (TFOs). In FY 2022, HSI had over 4,000 such officers, and this change will greatly increase the number of state and local police departments that participate in HSI’s BEST program. The primary mission of the BESTs is to combat emerging and existing TCOs by employing the full range of federal, state, local, tribal and international law enforcement authorities and resources in the fight to identify, investigate, disrupt and dismantle these organizations at every level of operation. The BEST investigative model is a comprehensive response to the growing threat to border security, public safety, and national security.

HSI also supported multiple national security special events during FY 2022, including the 77th Session of the United Nations General Assembly, where it assigned 900 special agents to temporary duty to provide close protection for heads of state and perform other duties. These agents were supported by 13 tactical medics, three physicians, and a mobile command center in New York City.

HSI provided over 100 TDY agents and initiated targeted criminal investigations at Super Bowl 56 in Los Angeles and the World Games in Birmingham, Alabama. HSI efforts during these two events led to multiple search warrants, approximately 300 criminal arrests, and the identification of over 50 victims of various crimes, including several minor and adult victims of sex trafficking.

Among other efforts undertaken to support its workforce, in FY 2022, HSI empowered a working group comprised of female HSI managers to identify and focus on issues related to women in its workforce. The group's initial findings provided a venue to address the needs of women in law enforcement and led to the purchase of additional protective equipment for women special agents to ensure the safety of all personnel in the field, as well as a new hardship transfer policy that will greatly improve retention of experienced field agents.

HSI Operational Components

In FY 2022, HSI's primary operational components played a key role in fulfilling its critical national security and law enforcement mission. These operational components include International Operations, Domestic Operations, the Office of Administration Operations, the National Security Division, the Global Trade Division, Countering Transnational Organized Crime, Cyber and Operational Technology, the Center for Countering Human Trafficking, and the Office of Intelligence.

International Operations

International Operations administers and oversees international activity conducted by HSI attaché offices. This component is devoted to disrupting and dismantling TCOs and terrorist groups and represents HSI in collaboration with international law enforcement organizations and foreign governments, facilitating the investigation of a wide range of immigration and customs violations. With 93 offices in 56 countries, HSI has one of the largest international footprints in U.S. law enforcement.

In FY 2022, International Operations expanded its investigative footprint by opening new offices in Port-au-Prince, Haiti, and Bucharest, Romania. Additionally, the Visa Security Program, a counterterrorism-focused visa vetting program, expanded operations to four new overseas locations.

Cultural Property Repatriation

International Operations repatriated cultural property to more than 15 countries, including India, France, Mali, Iraq, and Italy on 20 different occasions. Repatriated items included prehistoric fossils, cuneiform tablets, religious artifacts, and artwork stolen from Jewish communities during the Holocaust. Moreover, in March 2022, HSI returned five gold ingots marked with Chinese characters to French Ambassador to the United States Phillippe Etienne. The repatriation ended a 275-year-old mystery involving underwater treasure hunters, Public Broadcasting Station's "Antiques Roadshow," and a photograph of a starfish and sea anemone indigenous only to a certain area of the Atlantic Ocean.



Among the artifacts repatriated to France were a gold coin (3rd century) and five gold ingots (18th century), recovered from the ocean floor where they had remained for centuries, and a human skull (18th century) that was stolen from Paris' catacombs.

Operation Citadel

Operation Citadel focused HSI authorities and subject matter expertise on priority TCOs involved in money laundering and human, narcotics, and bulk cash smuggling in Latin America. HSI deployed a total of 77 temporary duty special agents to 17 countries for 60- to 90-day increments. Working with foreign law enforcement partners, these agents' investigative activities resulted in:

- The seizure of 330 firearms, 43,466 rounds of ammunition, 92,055 pounds of narcotics, and over \$5 million in currency;
- 1,745 arrests;
- 556 search warrants;
- Rescues of 180 minors;
- Biometric enrollment of 11,531 individuals; and
- Training of 3,177 foreign officers

Operation Protected Childhood

The HSI office in Brasilia, Brazil trained 64 law enforcement officers from all 26 Brazilian states in combating child exploitation through Operation Protected Childhood. As a result of this capacity building training, Brazilian law enforcement arrested 218 individuals suspected of child exploitation offenses.

Transnational Criminal Investigative Units (TCIUs)

HSI's TCIUs assist with furthering its global mission, working with foreign partners to investigate and prosecute people involved in transnational criminal activities that threaten the region's stability and national security and who pose continuing threats to the United States. TCIUs identify targets, collect evidence, share intelligence, and facilitate prosecution in the United States and foreign countries. In FY 2022, the 14 HSI TCIUs were responsible for conducting over 3,800 criminal arrests, rescuing 175 victims, and seizing almost \$57,000,000 in currency and criminally derived assets. TCIUs also seized over 349,000 pounds of narcotics and precursor chemicals.

During FY 2022, the HSI office in Bangkok partnered with the Royal Thai Police to establish the Thailand TCIU. HSI also provided a weeklong training on advanced defensive tactics and close quarters defense techniques to seven of its global TCIU members. The training focused on detention and high-risk arrest techniques, use of force techniques, and first responder familiarization for treating trauma and injuries. This type of advanced training support increases officer awareness and promotes safe procedures for protecting individual law enforcement officers and the public during TCIU operations.



HSI provides advanced training to the Honduras Transnational Criminal Investigative Unit.

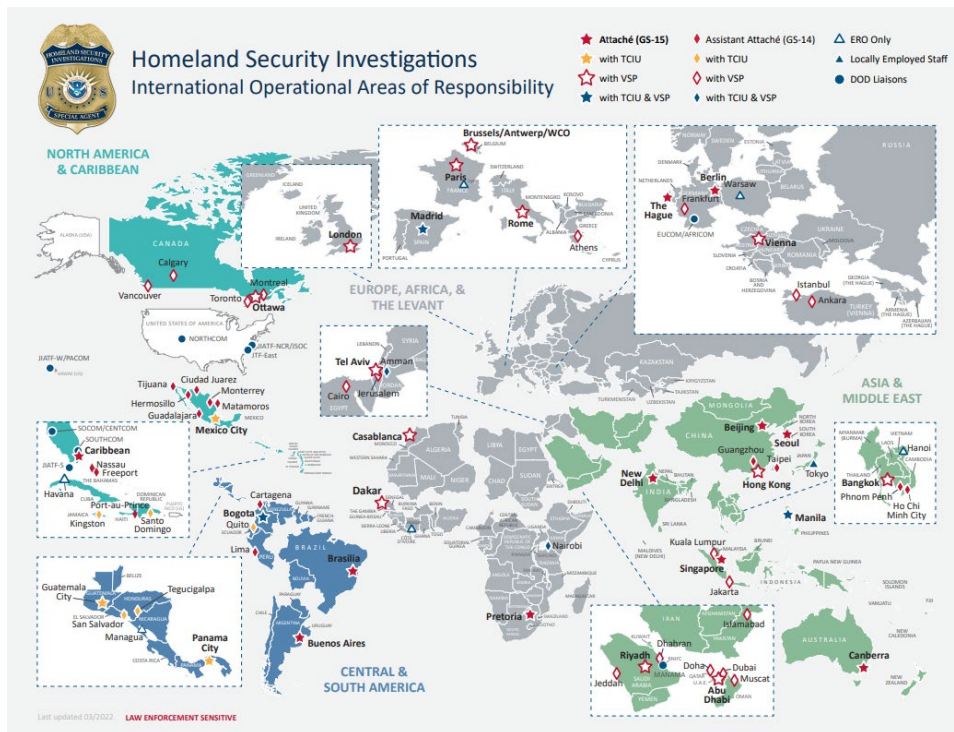


Figure 30. HSI’s International Presence.

Domestic Operations

Domestic Operations is responsible for managing, directing, coordinating, and supporting all investigative activities within HSI’s domestic offices. It also deconflicts field operations and apprises HSI leadership of ongoing field investigations. At the end of FY 2022, there were 237 domestic field offices, including 30 HSI Special Agent in Charge (SAC) offices, and more than 6,000 HSI special agents.

Operation Pelican Bones

In addition to coordinating HSI operations for OEI and OVI, Domestic Operation's Operation Pelican Bones made significant progress toward its ultimate goal of disrupting and dismantling an extremely violent and powerful TCO through interdiction of illicit narcotics, the disruption of precursor supply chains, and the forfeiture of financial tools used by the organization for profit and reinvestment. Since December 2019, this operation has resulted in the seizure of 971 kilograms of methamphetamine, 452,975 kilograms of fentanyl and methamphetamine precursor chemicals, and \$234,637.



Narcotic precursor chemicals seized as part of Operation Pelican Bones.

Operation Red Umbrella

Operation Red Umbrella is the agency's framework for combating illicit activities of the People's Republic of China and other Chinese-supported organizations. Featuring a collaborative focus on Chinese threats, it coordinates closely with other components. Under Operation Red Umbrella, several HSI field offices successfully targeted Chinese-supported organizations threatening the security of the nation. Thus far, the initiative has resulted in 361 criminal investigations and the seizure of over \$12.6 million in monetary instruments.

Operation Hydra

Through Operation Hydra, HSI targets the supply chains responsible for foreign-origin shipments of precursor chemicals used to produce fentanyl and methamphetamine destined for the United States. Operation Hydra uses information to target and seize precursor chemicals before they are converted into the synthetic drugs that fuel overdose deaths. In FY 2022, Operation Hydra interdicted 453,328 kilograms of precursor chemicals, increasing the total weight of chemical interdictions to 1,026,549 kilograms since the initiative's inception in late 2019.

National Aviation Trafficking Initiative (NATI)

Domestic Operations' Joint Task Force – Investigations supported NATI, an initiative focused on the financial, export, and regulatory violations associated with the procurement of U.S. aircraft, that TCOs use to traffic large quantities of cocaine and drug proceeds. NATI reported 22 arrests and the seizure of \$151,520 in cash, 2,362 kilograms of cocaine, and 21 aircraft with an estimated value of \$2.85 million. Additionally, on June 3, 2022, NATI was awarded the 2021 ONDCP Special Recognition/Counter Narcotics Force Enablers Award.

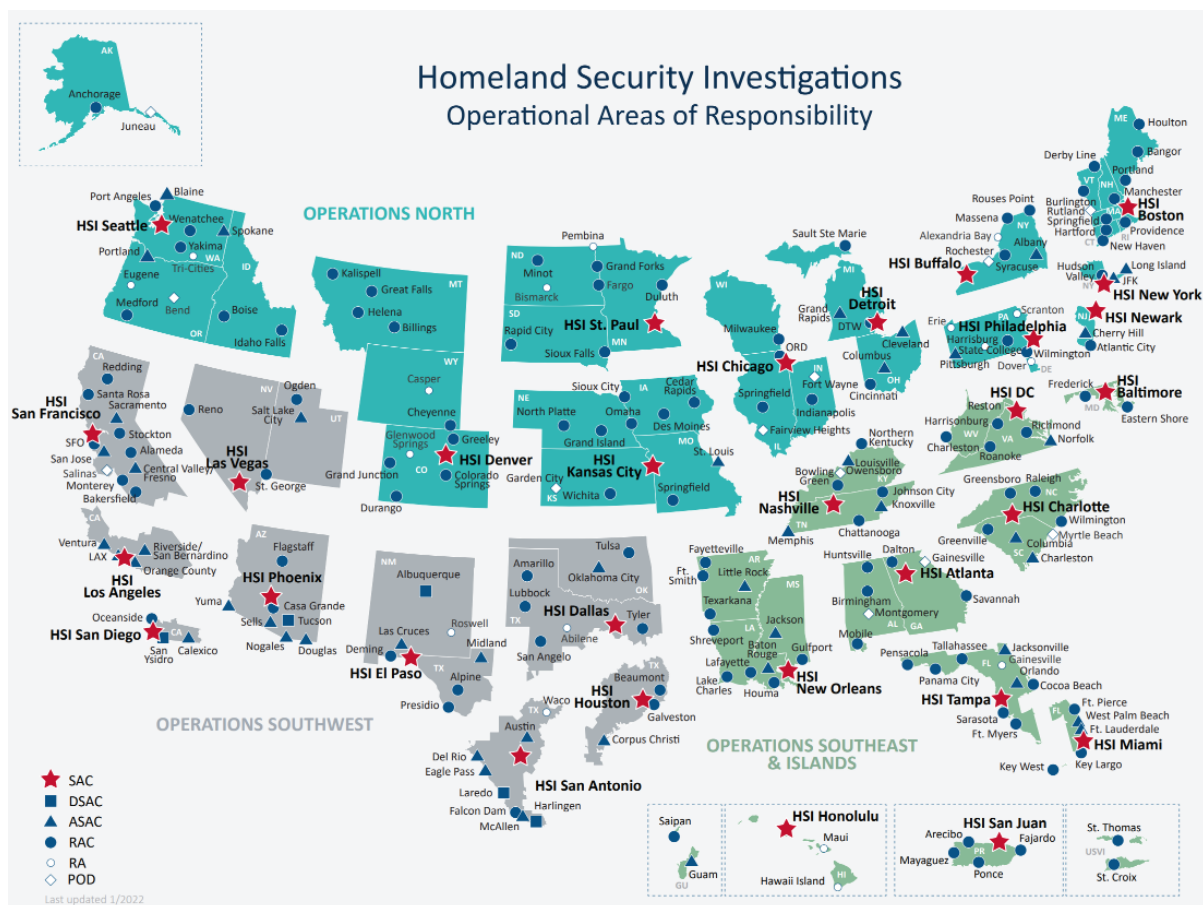


Figure 31. HSI Domestic Field Offices.

National Security Division (NSD)

The NSD leads HSI's efforts to identify, disrupt, and dismantle transnational criminal enterprises and terrorist organizations that threaten U.S. security.

Human Rights Violators and War Crimes Unit (HRVWCU)

The HRVWCU supports the identification, prosecution, and removal of individuals who have committed human rights violations and war crimes. In FY 2022, HRVWCU supported more than 160 investigations related to suspected war criminals. HRVWCU's Human Rights Target Tracking Team also created over 550 lookout records on known and suspected human rights violators, helping prevent their entry into the United States. Additionally, the HRVWCU conducted a Human Rights Violators and War Crimes Advanced Investigative Training Course for special agents and attorneys, and provided a training aimed at preventing travel for perpetrators of female genital mutilation (FGM) in support of Operation Limelight USA, an ongoing ICE program designed to deter and increase public awareness about FGM.

National Security Unit (NSU)

The NSU oversees the agency's national security and counterterrorism efforts. In FY 2022, the NSU coordinated and supported over 200 HSI field offices on more than 400 Joint Terrorism Task Force investigations, as well as 34 HSI field offices on more than 66 Counterintelligence Task Force investigations. During FY 2022, HSI special agents were involved in 90% of task force disruptions of terrorism-related activities and were the lead on 57% of these efforts.

Student and Exchange Visitor Program (SEVP)

HSI's SEVP provides integrity to the U.S. immigration system by helping to prevent misuse of the student and exchange visitor nonimmigrant visa programs. SEVP also ensures that the institutions enrolling nonimmigrant students are certified and follow governing federal rules and regulations. In addition to certifying U.S.-based academic institutions to enroll nonimmigrant students on F and M visas, SEVP manages the Student and Exchange Visitor Information System (SEVIS) and coordinates with law enforcement partners across DHS to provide SEVIS data used for enforcement actions. In FY 2022, the SEVP Response Center received 100,126 phone calls and 21,929 emails and conducted approximately 14,000 visits to over 7,000 schools. Nearly 500 school certifications were withdrawn over the course of the year due to anomalies encountered during SEVP's review process.

Global Trade Division (GTD)

HSI's GTD provides oversight and support for investigations of U.S. import and export laws related to trade fraud and counterproliferation including operation of the National Intellectual Property Rights Coordination Center (IPR Center) and Exodus Command Center-South (EXCOM-South).

In addition to the numerous ongoing IPR Center operations that target intellectual property theft and harmful counterfeit goods smuggling, on September 12, 2022, the IPR Center announced the signing of a memorandum of understanding with the University of Washington Center for Environmental Forensic Science, which is known worldwide for pioneering the application of genetic traceability to forensic analyses of transnational wildlife crime. The memorandum designates the school as an academic partner, facilitating the exchange of institutional knowledge, research, and best practices to support the fight against wildlife and natural capital trafficking violations. The IPR Center's collaboration with public and private partners all over the world supports HSI's efforts to increase enforcement and reduce the demand for illegally traded wildlife and natural resources.



Ivory tusks seized as part of HSI's efforts to reduce demand of illegally traded wildlife and natural resources.

HSI's FY 2022 priorities also included enforcing other U.S. trade laws and targeting illegal practices that harm the U.S. economy. In April 2022, following an HSI Los Angeles investigation, a federal judge ordered six corporate entities to pay over \$1.8 billion in restitution for scheming to avoid payment of antidumping and countervailing duties on aluminum extrusions imported from China into the United States. A federal jury found the six corporate entities guilty of participating in a wide-ranging conspiracy to defraud the United States via a wire-and-customs fraud scheme in which huge amounts of aluminum disguised as pallets were imported into the

United States and sold to inflate revenues and deceive investors. The investigation led to the inspection of approximately 1,000 sea containers, seizure of 200,000 aluminum pallets, and civil forfeiture proceedings involving four warehouses.



An HSI special agent and CBP officer inspect fraudulent aluminum pallets.

Counterproliferation

HSI's Counterproliferation Division (CPD) is the agency's lead for coordination and support of investigations that prevent terrorist groups and hostile nations from illegally obtaining U.S. military products; sensitive dual-use technology; weapons of mass destruction; and chemical, biological, radiological, and nuclear materials.

Operation Cold Steel

In FY 2022, CPD initiated Operation Cold Steel, an international operation targeting the illicit movement of weapons into Canada over the United States' northern border. The CPD operation includes training, support, and coordination for HSI domestic and international components investigating transnational crime along the border. Operation Cold Steel partners various domestic and Canadian law enforcement agencies to identify and disrupt weapons trafficking networks and stem the flow of illegal weapons into Canada.

Operation Caleb

Initiated in 2018, Operation Caleb focuses on identifying and arresting individuals who use the darknet to illegally purchase and sell firearms. By the end of FY 2022, Operation Caleb had resulted in 86 investigations, 139 arrests, and the seizure of 235 firearms, many of which were illegal fully automatic weapons.

Operation Crude Deception

Beginning in late 2020, Operation Crude Deception focused on the illicit sale of Iranian-origin petroleum products in violation of U.S. and U.N. sanctions. Including FY 2022 enforcement activity, this initiative has acted on six tankers, disrupting over 4.98 million barrels of Iranian petroleum worth an estimated \$162 million. This effort is also responsible for the largest-ever seizure of Islamic Revolutionary Guard Corps-Quds Force (IRGC-QF) proceeds, totaling over \$110 million. The IRGC-QF is a designated foreign terrorist organization that receives funding from the illicit sale of Iranian petroleum products and other activities.



A tanker ship involved in conspiracy to circumvent U.S. and U.N. sanctions.

Exodus Command Center South (EXCOM-South)

In FY 2022, GTD opened EXCOM-South in Huntsville, Alabama, to focus on counterproliferation investigations. EXCOM-South uses innovative investigative strategies for developing, enhancing, and disseminating counterproliferation leads. The center ensures consistent access to key capabilities required for success in combating global illicit procurement networks seeking to unlawfully acquire sensitive U.S. technology and military equipment. EXCOM-South supports ongoing investigations and develops and hosts a wide array of training.

Countering Transnational Organized Crime (CTOC)

CTOC oversees programmatic areas targeting TCOs involved in money laundering, financial fraud, bulk cash smuggling, document fraud, benefit fraud, labor exploitation, human smuggling, narcotics trafficking, racketeering, violent gang activity, and other crimes. CTOC also provides technical assistance and guidance to HSI certified undercover operations, polygraph operations, and special agent basic training.

Victim Assistance Program (VAP)

CTOC's VAP ensures that trafficking and other victims are advised of their rights and receive needed assistance in compliance with federal statutes and the U.S. Attorney General's Guidelines for Victim and Witness Assistance. In FY 2022, VAP personnel assisted 3,326 identified victims, including 1,379 minors. A total of 765 of these individuals were further identified as human trafficking victims and 1,138 were identified as victims of child exploitation. Forensic interview specialists assigned to SAC offices throughout the United States conducted 1,836 interviews to assist HSI special agents with criminal prosecutions. HSI victim assistance specialists and forensic interview specialists treat U.S. citizen and foreign national victims with dignity and respect, providing assistance in cases of child exploitation, sex trafficking, labor trafficking, female genital mutilation, financial crimes, gang related crimes, and all other federal crimes that HSI agents investigate.

Trade Transparency Unit (TTU)

CTOC's TTU developed the Final Flight Program to provide analytical assistance for NATI investigations. The Final Flight Program developed training on an advanced aviation investigation to assist field agents in identifying aircraft associated with TCO activity. Extending the TTU's knowledge and experience to field agents will result in even greater successes for this program.

Additionally, HSI signed its 19th TTU memorandum of understanding with Costa Rica to expand and facilitate the exchange of trade data with foreign counterparts. By combining international efforts, the TTU can identify and eliminate trade-based money laundering schemes that criminal and terrorist organizations use to move and launder illicit funds.

Asset Forfeiture Unit (AFU)

HSI's AFU oversees and coordinates all field Asset Identification and Removal Groups and the Seized Property Specialists program. The AFU is the primary liaison to the Department of the Treasury's Executive Office for Asset Forfeiture and handles issues regarding the Treasury Forfeiture Fund, to which HSI is consistently the largest contributor. AFU completed the transition to a barcode inventory system for 28 of the 30 SAC offices, visited over 170 SAC suboffices, and conducted the inventory of over 102,000 line items of evidence. The barcode initiative will improve accountability for evidence handling and increase efficiency in the annual inventory review each year.

Operation Boiling Point

During FY 2022, several HSI offices conducted investigations into organized groups engaged in large-scale theft of catalytic converters and other stolen high-value commodities. The groups included members and associates of violent street gangs and other TCOs involved in a multitude of criminal activities.

In response to organized retail theft and similar criminal activity such as cargo theft, HSI developed and implemented Operation Boiling Point, which leverages HSI's strong partnership with private industry, retailers, financial institutions, and others playing critical roles in combating criminal groups that seek to disrupt interstate and foreign commerce. As part of this operation, several HSI offices conducted novel investigations into criminal organizations that resulted in 61 arrests and \$10 million in illicit assets seized.



HSI's Operation Boiling Point focuses on combating organized theft groups through the targeting of domestic and transnational criminal organizations profiting from organized retail crime.

Cyber and Operational Technology

Cyber and Operational Technology (COT) improves methods for managing information and operational technology and directs how tools are shared with other agencies and organizations. COT's programs and projects focus on merging methods and technology that result in better law enforcement operations.

Cyber Crimes Center (C3)

The C3 conducts transborder criminal investigations of internet-related crimes within the HSI portfolio of immigration and customs authorities. C3 is responsible for identifying and targeting cybercrime activities over which HSI has jurisdiction. In FY 2022, C3 supported 6,090 new child exploitation investigations, 6,100 criminal arrests, 2,600 indictments, 2,300 convictions, and identified and supported the rescues of 1,170 children.

Operation Cyber Centurion (OCC)

Operation Cyber Centurion disrupts hundreds of cyber intrusion and ransomware attacks targeting critical infrastructure, such as major utilities, healthcare, public education, financial systems, emergency services, and local government infrastructure. The operation prevents billions of dollars in economic losses and directly improves public safety. Since March 2021, 300 OCC leads have been disseminated to field offices for notification and mitigation, including 70 in FY 2022. As a result of these efforts, OCC was honored with a 2022 Secretary's Innovation Award after successfully identifying a large city in the Midwest as being under active threat from a criminal adversary exploiting the city's network. HSI and its local partners disrupted the adversary activity, mitigating further compromise and safeguarding critical city assets.

HSI Innovation Lab

In FY 2022, the HSI Innovation Lab, the directorate's centralized hub for development of new analytical capabilities and tools, released HSI's next generation analytics platform. This platform implemented enhancements to HSI's investigative case management system and deployed the new Subpoena Generation System, which improved HSI's administrative processes and provided more efficient tools for managing the information collected during the course of criminal investigations.

Center for Countering Human Trafficking (CCHT)

The CCHT is a DHS-wide effort comprised of 16 supporting offices and components and is led and administered by HSI. The CCHT mission is to advance counter human trafficking law enforcement operations, protect victims, and enhance prevention efforts by aligning DHS' capabilities and expertise. The CCHT is the first unified, intercomponent coordination center for countering human trafficking and the importation of goods produced with forced labor.

In FY 2022, CCHT coordinated with HSI Birmingham in support of a human trafficking enforcement operation revolving around the World Games. Prior to the operation, HSI created and led the World Games Human Exploitation Task Force and conducted human trafficking awareness training for numerous hotels, volunteers, and athletes. The ensuing operation resulted in multiple criminal arrests and victims who were identified and assisted.

Additionally, CCHT supported HSI Savannah in an investigation targeting a TCO committing labor trafficking and visa fraud violations by exploiting vulnerabilities within the H-2A temporary agricultural visa program. With assistance from CCHT, HSI Savannah executed 26 search warrants leading to 29 criminal arrests, 14 seized vehicles, 185 victims rescued or recovered, and approximately \$749,416 in seized currency. Three defendants were convicted and sentenced for labor trafficking crimes, and more than 20 additional defendants were indicted and arrested.

CCHT also hosted its first Advanced Human Trafficking Training event for HSI special agents and other investigators who support human trafficking investigations. It held the training event at HSI headquarters for approximately 80 attendees and streamed it virtually to an additional 95 personnel. Topics included the state of HSI human trafficking investigations, sex trafficking and forced labor case studies, use of task forces in human trafficking investigations, courtroom strategies and preparation, victim interviewing, victims' rights law, the Continued Presence program, Blue Campaign resources, and engaging with victims and survivors.

Office of Administration Operations (OAO)

OAO manages critical functions that support the efficient use of HSI resources while also supporting HSI's strategic goals. Throughout FY 2022, OAO executed over \$2 billion in appropriated funds, supporting a wide variety of operational needs for offices located domestically and abroad. Additionally, OAO provided targeted support to Operation Allies Welcome, OEI, Southwest Border deployments, the U.N. General Assembly, and Hurricanes Fiona and Ian. The work of HSI would not be possible without the support of this critical division.

Office of Intelligence

HSI's Office of Intelligence collects, analyzes, and shares intelligence on illicit trade, travel, and financial activity with a nexus to the United States. The Office of Intelligence's Protective Intelligence team maintains situational awareness of threats to the agency's personnel, facilities, information, and operations. In FY 2022, this team provided over 3,400 counterintelligence travel awareness briefings and screened 381 foreign visitors. Additionally, the Office of Intelligence's HSI Tip Line Unit (866-DHS-2-ICE)¹⁷ processed over 200,000 tips and disseminated over 40,000 viable leads, resulting in over 1,100 new cases, 243 arrests, and more than \$1.2 million in assets seized; it also collected over \$5 million in worksite fines.

Significant Partnerships

Strategic partnerships with NGOs and federal, state, and local law enforcement are paramount to HSI's efforts to investigate a wide range of domestic and international criminal activities. HSI's international footprint is DHS' largest investigative presence abroad, anchored by special agents assigned to U.S. embassies, consulates, and Department of Defense combatant commands around the globe.

Operation Without a Trace

Led by HSI at the National Targeting Center-Investigations, Operation Without a Trace is a unified DHS strategy to combat the illicit flow of firearms, firearms components, and ammunition from the United States into Mexico. Operation Without a Trace is a federal

¹⁷ The HSI Tip Line can be reached at (866) 347-2423 or <http://www.ice.gov/tipline>.

partnership between HSI, CBP, and the Bureau of Alcohol, Tobacco, and Firearms in collaboration with the government of Mexico. It is also one of only three whole-of-U.S. government efforts recognized by the White House’s National Security Council to combat this threat. HSI field offices initiated 272 new Operation Without a Trace investigations, resulting in 302 criminal arrests and the seizure of approximately 514 firearms, 1,019 magazines, and more than 284,000 rounds of ammunition.



Started in Fiscal Year 2020, Operation Without a Trace fights the illegal trafficking of guns and ammunition from the United States into Mexico.

Border Enforcement Security Task Forces (BESTs)

HSI BESTs continue to serve as an important tool to combat TCOs engaged in drug trafficking, human smuggling, weapons trafficking, and money laundering. In FY 2022, BESTs expanded to HSI Boston, HSI Dallas, HSI Denver, and HSI Charlotte, bringing the total to 84 BESTs operating throughout the United States and its territories, including Puerto Rico and the U.S. Virgin Islands.

Financial Crimes Unit

HSI Financial Crimes Unit’s Cyber Financial Program provided a basic course on virtual asset investigations to over 1,500 participants, including personnel from state, local, and foreign law enforcement agencies; HSI and its federal partners; and financial institutions.

Operation Aquila

The HSI National Bulk Cash Smuggling Center (BCSC) oversees Operation Aquila, a joint financial crimes partnership with the U.S. Postal Inspection Service (USPIS) to identify money laundering activity and provide advanced analytical support to HSI and USPIS field offices. Working with an embedded postal inspector, BCSC analysts and program managers proactively identify illicit proceeds in parcel shipments as well as money laundering activity in postal money order transactions. By the end of FY 2022, Operation Aquila had identified more than \$29 million in suspected illicit proceeds, distributed 21 investigative referrals to HSI and USPIS field offices, and responded to more than 350 requests for assistance from special agents and postal inspectors.

Joint Task Force Alpha (JTFA)

In June 2021, HSI and the DOJ Human Rights and Special Prosecutions Section initiated JTFA, a multiagency initiative to identify, target, investigate, and criminally prosecute known TCOs engaged in human smuggling through and from the Northern Triangle countries of Guatemala, Honduras, El Salvador, and Mexico to the United States. JTFA partner agencies leverage and synchronize respective intelligence, interdiction, investigative, and prosecutorial capabilities to counter transnational human smuggling organizations. In FY 2022, HSI led 97% of JTFA supported investigations, resulting in approximately 230 criminal arrests.

HOMELAND SECURITY INVESTIGATIONS

FISCAL YEAR 2022 STATISTICS SNAPSHOT

FY???



Personnel and Global Footprint

All Personnel	10,070 (Authorized)	Domestic Footprint	237 offices
Special Agents (1811s)	6,845 (Authorized)	International Footprint	93 offices in 56 countries
Criminal Analysts	1,003 (Authorized)		More than 225 1811s Abroad
Task Force Officers	4,034		

General Enforcement Statistics

	FY21 Total	FY22 Total
Criminal Arrests	34,974	36,685
Indictments	18,309	18,215
Convictions	11,301	13,248
Admin Arrests	7,828	5,415
Cases Initiated	38,253	40,974
Currency and Assets Seized	\$973,716,813	\$5,044,537,111
Virtual Assets (Cryptocurrency) Seized	\$97,618,063	\$3,983,379,676
Bulk Cash Seized	\$278,540,230	\$216,637,314
Weapons Seized	9,502	9,382

Counter-Proliferation

	FY21 Total	FY22 Total
Cases Initiated	1,434	1,928
Criminal Arrests	682	718
Indictments	504	465
Convictions	264	275
Number of Seizure Incidents for Violations of Various U.S. Export Laws & Regulations	1,184	1,076

Child Exploitation

	FY21 Total	FY22 Total
Cases Initiated	5,393	6,090
Criminal Arrests	3,776	4,459
Indictments	2,275	2,327
Convictions	1,511	2,147
Children Identified and/or Rescued	1,177	1,170

Financial Crimes

	FY 21 Total	FY 22 Total
Cases Initiated	4,861	4,793
Criminal Arrests	2,198	2,607
Indictments	1,417	1,600
Convictions	738	1,028
Currency and Assets Seized - Financial Investigations	\$550,876,903	\$4,285,666,797
Victims of Financial Crime Assisted	353	1,151

Transnational Gangs

	FY21 Total	FY22 Total
Cases Initiated	843	929
Criminal Arrests	3,574	4,777
Indictments	1,831	2,482
Convictions	872	1,045
Admin Arrests	162	188
MS-13 Related Criminal Arrests	340	663
MS-13 Related Admin Arrests	32	12
Weapons Seized - Gang Investigations	1,246	1,847

Intellectual Property Theft and Commercial Fraud

	FY21 Total	FY22 Total
Cases Initiated	1,122	1,367
Criminal Arrests	388	540
Indictments	155	309
Convictions	100	129
Seizure Incidents	2,651	2,386
MSRP of IP Theft/Comm Fraud Seizures	\$822,303,098	\$1,128,366,071

Securing the Homeland

	FY21 Total	FY22 Total
Visa Applications Screened	1,005,408	2,623,871
Investigations Initiated in Participation Joint Terrorism Task Forces	628	753
Visas Recommended for Refusal Based on Terrorist Connections or Derogatory Information	4,824	11,863
Academic Institutions Reviewed for Noncompliance Issues	1,252	6,416
Overstay Priority Leads Referred for Possible Law Enforcement Action	2,378	2,856
Lookouts Placed on Known or Suspected Human Rights Violators (HRV)	724	588
HRV Preventions (Visa Denials/No boards/Waivers)	21	8

Victim Assistance Program

	FY21 Total	FY22 Total
Victims Assisted	2,380	3,326

Note: The HSI data in this document is a "snapshot" of information available at the time the report was compiled. HSI enforcement and program data is continuously updated, which may result in changes to HSI data previously reported. Each enforcement category records the activity under its investigative discipline. Some data may be included under several categories due to the multidisciplinary nature of many HSI investigations. The General Enforcement Statistics section represents all of HSI and records cumulative totals.

HONOR | SERVICE | INTEGRITY

Narcotics Enforcement

	FY21 Total	FY22 Total
Cases Initiated	11,230	11,612
Criminal Arrests	12,920	11,535
Indictments	7,914	6,603
Convictions	4,925	5,501
Opioids Seized (lbs.)	23,632	28,689
Fentanyl Seized (lbs.)	14,530	20,981
Heroin Seized (lbs.)	8,793	7,037
Cocaine Seized (lbs.)	855,780	714,732
Methamphetamine Seized (lbs.)	234,623	186,267
Total Pounds of Narcotics Seized (lbs.)	2,458,989	1,876,221
Currency & Assets Seized - Narcotics Investigations	\$188,528,949	\$210,114,305

Identity and Benefit Fraud - 34 Document and Benefit Fraud Task Forces (DBFTFs) Nationwide

	FY21 Total	FY22 Total
Cases Initiated	1,616	1,859
Criminal Arrests	888	744
Indictments	669	596
Convictions	470	488

Human Trafficking

	FY21 Total	FY22 Total
Cases Initiated	1,111	1,373
Criminal Arrests	2,360	3,655
Indictments	891	1,045
Convictions	349	638
Human Trafficking Victims Assisted	728	765

Border Enforcement Security Task Forces (BESTs) - 84 BESTs Nationwide

	FY21 Total	FY22 Total
Cases Initiated	5,671	5,345
Criminal Arrests	6,431	6,011
Indictments	3,323	3,160
Convictions	2,014	2,290
Currency and Assets Seized - BEST Investigations	\$205,728,533	\$206,822,553
Admin Arrests	3,189	2,583

Labor Exploitation

	FY21 Total	FY22 Total
Cases Initiated	625	1,144
Criminal Arrests	311	88
Admin Arrests	147	10
Management Indictments	31	23
Management Convictions	23	18
Form I-9 Inspections	203	624

Human Smuggling

	FY 21 Total	FY 22 Total
Cases Initiated	2,266	2,229
Criminal Arrests	4,264	4,111
Indictments	1,495	1,538
Convictions	1,334	1,169
Admin Arrests	6,556	4,413
Currency and Assets Seized - HS Investigations	\$21,587,680	\$43,115,303

Cybercrimes

	FY21 Total	FY22 Total
Cases Initiated	996	1,381
Criminal Arrests	496	1,651
Indictments	337	291
Convictions	131	201
Personnel Trained	8,007	3,803



Mission and Organization

The Office of the Principal Legal Advisor (OPLA) protects the homeland by diligently litigating cases while adhering to the highest standards of professional conduct, providing timely and accurate legal advice, and optimizing resources to advance the DHS and ICE mission.

OPLA is the largest legal component within DHS, with close to 1,400 attorneys and 300 support staff working in 83 locations throughout the United States and at ICE Headquarters. OPLA attorneys are the exclusive representatives of DHS in administrative immigration proceedings before the EOIR, which includes immigration courts and the Board of Immigration Appeals. EOIR has a current pending caseload of nearly 1.9 million cases involving noncitizens subject to removal from the United States. OPLA attorneys also provide legal advice, prudential counsel, and training to ICE officers, special agents, the M&A workforce, and policymakers on myriad issues ranging from administrative and fiscal law to immigration, customs, and criminal law. Additionally, OPLA attorneys serve as agency counsel supporting DOJ in federal court litigation implicating ICE equities. OPLA also maintains a Special Assistant United States Attorney (SAUSA) program, whereby its attorneys prosecute federal criminal cases investigated by ICE.

Fiscal Year 2022 Programmatic Highlights

Despite facing continued resource challenges due to increases in the number of immigration judges and cases pending before EOIR, OPLA successfully:

- Represented DHS in 840,718 removal hearings before EOIR.
- Supported the completion of over 250,000 cases, including 40,977 orders of relief, 108,650 removal orders, and 17,149 orders to administratively close proceedings.
- Managed 1,723 human rights cases and 3,610 national security cases nationwide.
- Engaged in appellate advocacy efforts which were instrumental in securing 21 important Board of Immigration Appeals and Attorney General precedent decisions, dealing with such issues as the removal of human rights violators, the proper use of expert testimony before the immigration courts, and whether certain crimes render noncitizens removable from the United States.

To promote efficient docket management in partnership with EOIR, OPLA implemented updated prosecutorial discretion guidance.¹⁸ As part of this implementation, OPLA attorneys:

- Reviewed 361,540 requests for dismissal or administrative closure of removal proceedings.
- Agreed to dismissal or administrative closure in over 91,938 cases.
- Filed motions resulting in immigration judges dismissing or administratively closing 65,299 of those cases, making progress toward reducing the immigration court backlog.

At the end of FY 2022, OPLA had three full-time SAUSAs assigned on detail to DOJ to prosecute criminal violations in federal court. OPLA SAUSAs accepted more than 320 cases from U.S. Attorneys' offices for potential prosecution, many involving complex ICE prosecutions such as child pornography, drug trafficking, human smuggling, wire fraud, false impersonation of a federal officer, and extraterritorial sexual exploitation of children. OPLA SAUSAs also secured approximately 124 criminal convictions in federal district courts.

In addition to practicing before EOIR, OPLA attorneys reviewed more than 1,000 contract formation-related actions and 160 contract administration-related actions. They collected more than \$4.7 million in delinquent debt, including more than \$3.2 million for breached surety immigration bonds. They also represented the agency in other administrative matters, including seven appeals and motions related to the SEVP; 203 received claims and 230 adjudicated claims

¹⁸ Secretary Mayorkas's September 30, 2021, memorandum, *Guidelines for the Enforcement of Civil Immigration Laws* (Mayorkas Memorandum) was vacated, effective June 25, 2022, by order of the U.S. District Court for the Southern District of Texas on June 10, 2022. See *Texas v. United States*, No. 6:21-00016 (S.D. Tex. June 10, 2022). Therefore, OPLA attorneys no longer consider the civil immigration enforcement priorities outlined in Section II of the Mayorkas Memorandum or under Principal Legal Advisor Kerry E. Doyle's April 3, 2022, memorandum, *Guidance to OPLA Attorneys Regarding the Enforcement of Civil Immigration Laws and the Exercise of Prosecutorial Discretion* (Doyle Memorandum), when exercising prosecutorial discretion or in any other context. Specifically, OPLA attorneys do not consider Section I, Parts A, B, or C of the Doyle Memorandum or any other section which may rely on the priority enforcement framework established by the Mayorkas Memorandum. However, OPLA attorneys continue to use their professional judgment, in appropriate consultation with their supervisor(s), to exercise prosecutorial discretion on a case-by-case basis and at all stages of removal proceedings.

under the Federal Tort Claims Act; 57 appeals to the Merit Systems Protection Board; and 285 cases before the Equal Employment Opportunity Commission.

OPLA attorneys also handled an unprecedented federal litigation docket and assisted DOJ in representing the agency before federal courts. This included 278 individual petitions for writ of habeas corpus; 381 complex federal district court lawsuits, 105 of which were class actions or putative class actions; 175 active litigation matters under the Freedom of Information Act (FOIA); and 34 employment-related litigation matters. OPLA attorneys also adjudicated 239 administrative claims under the Federal Tort Claims Act and processed 32 requests for DOJ representation on behalf of ICE employees sued in their individual capacities.

OPLA continued to provide legal advice to its clients at headquarters and field locations throughout the country, enabling ICE components to carry out their official duties in a lawful and ethical manner while promoting accountability. OPLA attorneys provided expert legal advice on a variety of subjects, including suspensions and debarments, revenue recovery, and ethics (3,253 inquiries). OPLA attorneys further advised on detention matters, including those related to hunger strikes, medical issues, and segregation; on matters involving national security and human rights violator investigations; in removal proceedings; and in support of criminal prosecutions. Finally, OPLA attorneys reviewed approximately 417 claims to United States citizenship, determining that 38 of those claims were probative.

OPLA also continued its efforts to engage internal and external stakeholders relating to policy changes and mission importance, including efforts to preserve limited government resources to achieve just and fair outcomes and reduce the backlog of cases pending before EOIR, holding at least 150 public engagements in FY 2022.



Mission and Organization

M&A empowers the ICE mission through a diverse workforce dedicated to a culture of excellence. Its programs provide the essential infrastructure for ICE operations through innovative information technology and business solutions, a dynamic human capital program, and the effective and efficient management of resources through sound financial management policies, standards, and system functions.

M&A facilitates sound investment planning and execution to increase mission effectiveness, and addresses ICE mission needs by delivering quality acquisition solutions and a strategic approach to procurements. This is accomplished through strong information governance and records management strategies and practices, and by maximizing the operational and mission value of assets to include fleet and facilities through cost-effective lifecycle management. Additionally, it plays a key role in guiding the agency's growth and future by delivering quality leadership and professional development training and programs to the ICE workforce while fostering a positive culture of employee wellness, safety, and occupational health.

Fiscal Year 2022 Programmatic Highlights

Human Capital Efforts Supporting the ICE Workforce

Throughout FY 2022, M&A streamlined, executed, and implemented several initiatives and strategic objectives to ensure effective mission execution and support ICE's workforce.

During this time, the Office of Human Capital (OHC) enhanced recruitment and hiring efforts to increase diversity hiring, focusing on the DHS 30x23 Initiative, which aims to increase the representation of women in law enforcement recruit classes to 30% by 2023 and ensure that policies and culture support qualified women's success throughout their careers. While ICE had already made great strides in this area, the agency's new-hire rate for women deportation officers increased from 6% in FY 2021 to 25% in FY 2022, while its new-hire rate for women special agents rose from 18% in FY 2021 to 44% in FY 2022.

Additionally, OHC's Employee Resilience Unit mounted a multimedia campaign to raise awareness about suicide, focusing on providing resources and information on suicide warning signs, resources for helping individuals in emotional distress, suicide prevention, and the taboo of openly discussing suicide, while the Executive Services Unit launched the ICE Senior Executive Service Succession Program to build a strong talent pipeline and integrate ICE's GS-14 and GS-15 managers into executive roles.

Enhancing and Increasing Cybersecurity at ICE

Throughout FY 2022, the Office of the Chief Information Officer (OCIO) implemented several key initiatives to strengthen ICE's cybersecurity foundation and respond to security threats. For example, OCIO led and collaborated on cybersecurity initiatives with the Cybersecurity and Infrastructure Security Agency (CISA), including vulnerability identification support to select CISA systems, ensuring strength of external facing security services and driving IT modernization by removing older, at-risk technologies from the enterprise.

In addition, OCIO delivered an IT Data Modernization Roadmap that supports data quality, accountability, and accessibility. The Data Modernization Action Council, consisting of ICE stakeholders, serves as the oversight and approval body to ensure prioritization and execution of identified capability gaps.

Deploying Key Technology Along the Southwest Border

As part of its role in leading technological efforts and responding to the surge at the Southwest Border, OCIO delivered capabilities that directly impacted information sharing, automated manual processes, reduced the time to perform job functions, and increased the ability to provide transparent data to agency partners. OCIO also automated the ICE Air Operations charter process to maximize flight participation and operational insight, resulting in an estimated time savings of 4,872 hours.

With deployment of the ATD microapp to all Southwest Border areas of responsibility, OCIO's efforts reduced data entry by over 68% for ERO deportation officers. Use of the microapp also reduced noncitizens' overall time in custody through shorter processing backlogs, increased enrollment in the ATD program, and improved data consistency across DHS systems. Additionally, OCIO deployed the EOIR court scheduler, reducing the time to assign a court date by nearly 90% and eliminating conflicting court dates between EOIR and ERO.

Communication and Engagement with Internal and External Partners

In FY 2022, the Office of Information Governance and Privacy (OIGP) continued its successful partnership with USCIS to address a record number of A-File FOIA requests; it reviewed over 90,000 such requests, totaling more than 2.05 million pages of ICE documents.

Along with investments in technology and mobility, external engagements were also critical to the deployment of new capabilities and operations supporting the Southwest Border during this time, and OCIO partnerships furthered ICE's mission in the following ways:

- Partnering with CBP's Office of Information Technology to establish ICE network connectivity at 15 CBP facilities and CBP networking connectivity at three ICE detention facilities
- Collaborating with USCIS to automatically refer credible fear claims in Southwest Border area of responsibilities, eliminating data entry errors and reducing initial time for the end-to-end referral from upward of five days down to approximately 18 hours
- Providing critical IT support for over 35 key ICE and CBP locations supporting the Southwest Border, including five CBP soft-sided facilities; installing and testing IT infrastructure ahead of schedule to enable ICE officers to immediately perform operational duties

Consolidating Facilities to Reduce Footprints and Increase Cost Savings

The Office of Asset and Facility Management (OAFM) implemented a Mobility Assessment Tool and SOP for all new space requirements to ensure ICE workspace configurations meet current design criteria, leverage technology, and mitigate continued footprint growth. OAFM's Workplace Transformation Initiative team partnered with ERO to develop and implement an A-File Mobility SOP, enabling teleworking ERO employees to temporarily remove A-Files from their respective field offices. OAFM also collaborated with OPLA San Francisco to complete an A-File Scanning and Digitization project to reduce or eliminate attorneys' use of paper files for upcoming court dockets.

OAFM led the consolidation of ICE HQ's three leased facilities into one at Potomac Center North (PCN) in Washington, D.C. The Tech World and Portals Ph III leases were both terminated in FY 2022, reducing the ICE footprint by over 165,000 square feet and reducing annual rent and

operations costs by \$8 million. To accommodate more than 700 employees transferring to PCN, OAFM converted the third and fourth floors at PCN into hoteling and collaboration spaces managed through the online Workplace Reservation System.

Modernizing Technology and Infrastructure for the ICE Workforce

OHC's Policy Unit collaborated with the Office of Regulatory Affairs and Policy (ORAP) to develop ICE's Telework and Remote Work Directives. OHC developed and managed a robust communications and training program, as well as advisory services designed to provide program offices, employees, and supervisors with the necessary tools to address and implement these flexibilities.

Effectively Addressing ICE's Fiscal and Procurement Responsibilities

The Office of the Chief Financial Officer (OCFO) effectively executed the largest budget in ICE's history, obligating 99.8% of ICE's FY 22 funding with a 0.21% lapse — a 0.10% reduction from the previous year. In furtherance of enhancing ICE's budget operations, OCFO established a data analytics office and deployed its Data Analytics and Visualization Environment to support automation of budget reporting.

Additionally, the Office of Acquisition Management (OAQ) established ICE's Vendor Engagement Events Program with three separate ICE program-focused events. OAQ participated in over 623 vendor engagements through various modes of communication to include DHS Vendor Outreach Sessions held every month. ICE exceeded DHS' established competition goal with 87% of ICE contracts competed.



Mission and Organization

OPR upholds ICE’s professional standards through a multidisciplinary approach involving security, inspections, and investigations which ensures integrity and accountability. By leveraging institutional knowledge and subject matter expertise, OPR provides objective, timely, and comprehensive findings, determinations, and oversight to promote confidence in ICE operations and aid in senior leadership’s strategic thinking and decision-making. OPR achieves its mission through three dynamic program offices: ICE Security, ICE Inspections, and OPR Investigations.

ICE Security Program Office

The ICE Security Program Office (SEC) safeguards people, information, and facilities through comprehensive and integrated programs encompassing threat management and personnel, physical, information, and administrative security.

During FY 2022, OPR’s Personnel Security Division (PSD) began enrolling all personnel in national security positions into the Federal Bureau of Investigation (FBI) Rap Back, which ensures employees’ fingerprints are continuously compared with criminal history and civil

records. Enrollment into FBI Rap Back is a Trusted Workforce certification requirement, and in FY 2022, PSD was able to enroll 35% of personnel occupying national security positions. Additionally, SEC conducted 334 polygraph examinations of entry level law enforcement officers and 196 insider threat assessments.

ICE Inspections Program Office

The ICE Inspections Program Office (ISP)¹⁹ inspects, audits, and reviews ICE components and programs to assess compliance with federal laws, the agency's detention standards, and applicable policies and procedures. Through this process, ISP's internal oversight provides executive management with an independent and objective review of ICE offices and programs.

In FY 2022, the OPR Office of Detention Oversight (ODO) began conducting unannounced inspections of ICE detention facilities and special reviews of over-72-hour detention facilities with an average daily population of one to nine detained noncitizens, as well as under-72-hour detention facilities with an average daily population of one or more noncitizens.

Additionally, OPR's Management Inspections Unit (MIU) developed an automated data collection and management tool to identify trends in policy compliance and office morale and successfully implemented the automated system in August 2022 to facilitate OPR's biennial self-inspections. The system equips ICE leaders with tailored information to aid in operational improvements and focus resources.

In FY 2022, ISP:

- Conducted 184 detention facility compliance inspections, with 95% of facilities receiving ratings of acceptable or higher.
- Facilitated the completion of 43 Prison Rape Elimination Act (PREA) audits at various short- and long-term ICE detention facilities, with seven in full compliance with DHS PREA standards and the remainder pending corrective action.
- Conducted 20 financial audits of investigative programs to assess the state of performance of ICE's Certified Undercover Operations program.
- Conducted 29 inspections of 287(g) programs to ensure compliance with the requirements of each partner agency's memorandum of agreement.
- Conducted 69 on-site field office inspections and administered biennial self-inspections to 380 ICE offices within HSI, OPLA, and OPR.

OPR Investigations Program Office

The OPR Investigations Program Office (INV) serves as the agency's internal investigative arm and conducts criminal and administrative investigations of alleged serious employee misconduct and other matters impacting the safety, security, and integrity of the agency. In

¹⁹ ISP was previously known as the Inspections and Detention Oversight Division (IDO).

addition, INV oversees key ICE programs, including the Giglio/Henthorn program,²⁰ the Management Inquiry program, and the Critical Incident program.

In FY 2022, INV:

- Executed a comprehensive realignment and rightsizing of its investigative field footprint to create a more nimble, efficient, and effective operational capability while centralizing and expanding key oversight integrity programs.
- Received and assessed 3,232 misconduct allegations, complaints, and other informative communications.
- Initiated 718 cases as potential employee or contractor misconduct, referred 114 cases to program management or a contractor for potential disciplinary action, and closed 256 not referred or unsubstantiated cases.
- Made six criminal arrests, obtained one indictment, and obtained 15 convictions.
- Conducted 11 critical incident reviews involving the use of deadly force.
- Initiated 606 management inquiry cases and oversaw the closure of 415 cases, resulting in 122 referred for potential disciplinary action and 293 cases not referred or unsubstantiated.
- Trained 153 new fact finders, an increase of 13% over FY 2021.
- Responded to 880 Giglio/Henthorn requests involving 2,010 employees, an increase of 21% over FY 2021.
- Delivered 40 integrity trainings to 1,741 ICE employees, contractors, and task force officers.

Office of the Director (OD) |

The OD provides leadership and direction to ICE's overall mission. It includes the director of ICE, as well as the deputy director, the chief of staff, and a number of associated programs, including the Office of Congressional Relations (OCR), the Office of Diversity and Civil Rights (ODCR), the Office of Firearms and Tactical Programs (OFTP), Office of Immigration Program Evaluation (OIPE), the Office of Public Engagement (OPE), and the Office Regulatory Affairs and Policy (ORAP). Together, the OD and its programs help oversee and support areas including the agency's day-to-day operations, personnel, budget, and Congressional and public engagement.

²⁰ Per ICE Directive 17013.1, *Disclosure to Prosecutors of Potential Impeachment Information Concerning ICE Employees*, dated June 28, 2018. A Giglio Request is a written request from the Department of Justice to review and disclose agency records of an ICE employee for potential impeachment information.

Overview

OCR protects agency authorities and resources by proactively engaging with Congress and providing information about the agency's mission and operations on behalf of ICE leadership. OCR serves as the central point of oversight, administration, and coordination for ICE's congressional activities. Through briefings, hearings, requests for information, and congressional delegations to operational facilities, OCR is the agency's representative to Congress for mission operations.

Key Programs and Accomplishments in FY 2022

During FY 2022, OCR increased its effectiveness through the following engagements:

- *The Shadow Wolves Enhancement Act:* Since 2018, OCR and HSI advocated for legislation that would enhance the Tohono O'odham Nation Tactical Enforcement Officer Unit, commonly known as Shadow Wolves. Established in 1974, this elite unit specializes in the interdiction of human and drug smugglers and tracks other illicit activities throughout the rugged terrain of the Sonoran Desert. OCR and HSI engaged in more than four years of continuous advocacy for the Shadow Wolves Enhancement Act, which allows the Shadow Wolves to be reclassified as special agents. On April 19, 2022, President Joseph R. Biden Jr. signed the Shadow Wolves Enhancement Act into law.
- *The Consolidated Appropriations Act of 2022 Appropriations Withhold:* The Consolidated Appropriations Act of 2022 withheld \$5 million from ICE under the Executive Leadership and Oversight Sub-Program, Project, or Activity until ICE submitted additional information to Congress. In response, OCR led the resolution, identification, and submission of 44 congressionally mandated aged reports that ICE had not submitted as required in applicable explanatory statements. By August 25, 2022, OCR, in partnership with other ICE programs, DHS, and OMB, cleared and submitted outstanding requirements tied to the FY 2022 appropriations withhold, allowing the restricted \$5 million to be made available to ICE prior to the close of the fiscal year.
- *The Bipartisan Safer Communities Act:* This act supports requested legislative amendments to the BEST Act in support of DHS' comprehensive, multilayered strategy to combat TCOs involved in drug smuggling, human smuggling and trafficking, currency smuggling, and firearms trafficking. The enhancements captured in this act authorize DHS to reimburse salary expenses of TFOs assigned by state and local law enforcement agencies. These provisions allow for consistent participation, regardless of individual state and local agency budget fluctuations.

Office of Diversity and Civil Rights (ODCR) |

Overview

ODCR directs and integrates the application of the Civil Rights Act of 1964, as amended, as well as other applicable nondiscrimination complaint systems and affirmative employment programs. This office protects employee and applicant rights and ensures that the agency promotes a proactive equal employment opportunity program. ODCR aims to achieve an ethnically diverse workplace and prevent discrimination against employees, applicants, and stakeholders in compliance with established laws, regulations, and executive orders.

Key Programs and Accomplishments in FY 2022

Diversity Management Division: In FY 2022, ODCR collaborated with OHC and the Office of Leadership and Career Development to train 3,077, or 98%, of its managers and supervisors on the Diversity, Equity, Inclusion, and Accessibility (DEIA) Strategic Plan; reasonable accommodation and workplace flexibilities; legal reviews; alternative dispute resolution and mediation; and special hiring authorities and developmental opportunities. This resulted in a 16% increase in trained managers and supervisors. Additionally, ODCR also addressed anti-harassment claims requests for reasonable accommodation in the workplace.

Diversity, Equity, Inclusion, and Accessibility (DEIA): In FY 2022, DHS approved the FY 2022-FY 2026 ICE DEIA Strategic Plan and Directorate Implementation Plans, which illustrates why creating a diverse and inclusive workforce is fundamental to ICE's continuing ability to perform its critical mission efficiently and effectively. During this time, DEIA policies issued to the ICE workforce included the ICE Anti-Harassment Policy, the Diversity Policy, and the Civil Rights and Civil Liberties Policy. Additionally, ODCR, in collaboration with OHC, drafted new requirements for ICE to mandate diverse interview panels when filling supervisory positions via the competitive procedures in support of the DHS Secretary's priority to advance DEIA.

Office of Firearms and Tactical Programs (OFTP) |

Overview

OFTP provides specialized firearms and tactical training, as well as equipment, support, and guidance to promote officer and public safety while allowing for the effective execution of ICE's law enforcement mission.

Key Programs and Accomplishments in FY 2022

In FY 2022, OFTP sought to identify best practices and streamline common processes across the organization by providing guidance and support to facilitate field implementation of the new

Firearms and Use of Force Handbook and coordinating the implementation and sustainment of the ICE Body Worn Camera (BWC) Pilot Program in field and training environments, developing a phased BWC rollout plan for FY 2023 that is scalable contingent on funding and procurement. Additionally, OFTP drove policy updates to better capture requirements in support of the agency's armed workforce; improved infrastructure and modernized OFTP training, equipment, and facilities; enhanced procurement and contracting practices; consolidated logistics and shipping processes; improved training and certification processes; and synthesized policy and strategic planning processes.

OFTP Operational Support Division: In FY 2022, the Support Operations Unit (SOU) released Appendix IX, "Guidelines and Procedures for the Use of Body Armor." Within this appendix, SOU authorized personally owned ballistic armor and helmets for official use and updated Unique Federal Agency Numbers distribution and retrieval procedures. SOU also produced the "Annual Trends in Firearms, Body Armor, and Use of Force Report," which is being considered as a model for DHS law enforcement entities. In FY 2022, SOU processed 301 requests for quarterly demonstrations of firearms proficiency and 485 exigent circumstances exemptions. Additionally, SOU retired 31 lost or stolen sensitive ICE assets via the Board of Survey. SOU also coordinated and facilitated two conventions of the Firearms and Use of Force Incident Review Committee, examining five critical incidents. Moreover, SOU completed the physical inventory and accountability verification of 155,546 sensitive ICE assets, procured 34,918,000 rounds of ammunition for training and qualification, and distributed 17,129,500 rounds to ICE offices.

In FY 2022, ICE was the first federal law enforcement agency to fully implement and deploy Miniature Red Dot Sights (MRDS), and during this time, the Armory Operations Unit (AOU) issued approximately 10,128 MRDS to the field. Additionally, AOU coordinated the efforts of 13 ICE components and DHS Office for Civil Rights and Civil Liberties (CRCL) to successfully implement an operational BWC pilot program in several HSI SAC offices, as well as within ERO's advanced field training courses at FLETC in Charleston, South Carolina. AOU also coordinated initial efforts for enterprise-wide BWC implementation.

OFTP's Tactical Operations Division (TOD): TOD comprises the Tactical Support Unit, the Tactical Operations Units for ERO and HSI, and the Use of Force Analysis Unit. Its programs deliver basic, advanced, specialized, and other use of force-related instruction, including defensive tactics and subject matter expertise in use of force. Additionally, OFTP TOD certifies firearms instructors, defensive tactics instructors, SRT members, field armorers, and firearms coordinators; develops practical courses for field offices and provides operational support; manages the Body Armor Program, providing critical support in the acquisition, issuance, and lifecycle of body armor; and manages the Tactical Armory, which manufactures and issues special-purpose weapon systems for SRTs.

In FY 2022, TOD's training included over 2,093 ERO and HSI law enforcement personnel and 70 courses with 104 weeks of training. TOD developed five new end-user courses: Advanced Control Tactics, Enhanced Arrest Techniques, Advanced Crisis Negotiations Team Certification, Introduction to Critical Incident Response for Managers, and field-delivered sustainment

training for SRTs. In FY 2022, TOD also added 303 Pistol Optic instructors to the field and certified 345 POINT instructors, improving overall field firearms qualification scores among participating ICE personnel. In response to Executive Order 14074, ICE conducted a comprehensive review of its policy on use of force and determined it meets and/or exceeds the DHS policy in all material respects. Furthermore, ICE consistently reviews and updates use of force policies and training to ensure they meet and/or exceed contemporary standards and best practices. Additionally, TOD led ICE-wide coordination efforts for the BWC initiative and trained over 60 ICE law enforcement officers to use body cameras. Consequently, ICE implemented a Pilot BWC Policy in November of 2021 and is continuing piloting BWC utilization in both the field and academy environments to gain essential data to implement a permanent BWC Policy.

Office of Immigration Program Evaluation (OIPE) |

Overview

OIPE drives reform and improvements related to detention and ATD programs. In furtherance of these goals, OIPE concentrates efforts on three areas: innovation and modernization, detention enhancement and standards, and non-detained docket management and ATD programs.

Key Programs and Accomplishments in FY 2022

Asylum Officer Rule: OIPE served as the lead ICE agency for coordination between DHS, EOIR, USCIS, and ERO on the initial implementation of the Asylum Officer Rule. OIPE and ERO assisted in preparing initial test sites and facilitated site visits and debriefing for DHS.

Detention Enhancements and Standards: OIPE, ERO, and the OAQ coordinated to ensure leaders review and approve all substantive detention and ATD-related contract actions. This process provides centralized contract oversight to better ensure acceptable terms for the government and appropriate conditions of confinement. As a part of this new process, OIPE worked with OAQ and ERO to update detention standards in all contracts that incorporate the National Detention Standards (NDS) 2019 for shared use detention facilities, and the Performance Based National Detention Standards (PBNDS) 2011 (revised 2016), which are primarily utilized by larger, dedicated facilities. OIPE continues to update future task orders to phase out older detention standards, such as NDS 2000 and PBNDS 2008. During FY 2022, five facilities were converted from PBNDS 2011 to PBNDS 2011 (revised 2016). At the end of the fiscal year, six facilities were still under PBNDS 2011.

Transgender Care and Virtual Attorney Visitation (VAV): While partnering with ERO and OAQ, OIPE worked to implement Transgender Care and VAV modifications to all new, renewed, or modified contracts. The Transgender Care modification establishes support for standards of

care and custody for this vulnerable population, while the VAV modification improves legal access by establishing a mechanism for virtual attorney-client visitation.

Telephone Access Issues: USCIS and OIPE collaborated to address phone access issues, which impacts the ability of USCIS to complete credible and reasonable fear interviews and leads to asylum processing delays. Adding phones where practicable and exploring the use of tablets for interviews enhanced both processing and legal access.

Ending Racial Discrimination: OIPE served as a DHS representative in conjunction with CRCL and CBP in the United States delegation to the Committee on the Elimination of Racial Discrimination (CERD). ICE's participation in CERD highlights the agency's focus on ending racial discrimination, facilitates high-level policy discussion, and informs OIPE interactions with stakeholders, including NGOs, noncitizens, and their legal representatives.

Temporary Housing Standards: In partnership with other DHS stakeholders, including CRCL and the DHS Office of the Immigration Detention Ombudsman, OIPE drafted temporary housing standards that will apply when ICE temporarily houses a noncitizen in a hotel or similar environment due to exigent circumstances, such as a travel delay, a lack of bedspace, or a delay in receipt of travel documents. These standards were developed during FY 2022 and will be deployed in FY 2023.

Young Adult Case Management Program: In FY 2022, OIPE worked with OAQ and ERO to develop the Young Adult Case Management Program (YACMP), which provides a transition period for 18- and 19-year-old noncitizens, including formerly unaccompanied children, who are entering adult immigration proceedings. YACMP provides appropriate monitoring services for participating young adults who are not considered dangerous and pose a low flight risk. Under YACMP, contractor-provided and contractor-facilitated community-based services are tailored to individual participant needs and serve as a means of monitoring participants and promoting compliance with immigration obligations.

Continuous Monitoring Home Curfew Program: OIPE, with its USCIS, EOIR, ERO, and NGO partners in Baltimore and Houston, piloted the Continuous Monitoring Home Curfew program, during which ICE tested ATD technologies in conjunction with a home curfew requirement to improve compliance with agency reporting and court appearance requirements. As of November 2022, an after-action review is in progress and will determine whether the pilot should be expanded.

Office of Public Affairs (OPA) |

Overview

OPA builds public understanding and support for the agency's mission by engaging with the news media, federal, state, and local agencies and NGOs and by working closely with internal stakeholders to inform and engage ICE employees. The Media Engagement Division houses the

agency's primary spokespeople and is responsible for responding to local, national, and international media inquiries; planning press events; crafting agency messaging; and developing media campaigns. Through a wide range of communication channels, the Digital Engagement Division manages the content and campaign development team that highlights the agency's mission and role in the safety and security of the nation.

Key Programs and Accomplishments in FY 2022

In FY 2022, Public Affairs Officers (PAOs) handled more than 4,217 inquiries from various news media outlets and reporters. PAOs also facilitated more than 449 interviews, strategized more than 2,504 social communications, conducted more than 3,771 outreaches, authored more than 547 releases, organized more than 63 press events, and staffed hundreds of hours for multimedia productions that further highlight the agency's missions and personnel. These diligent efforts aligned with, and maximized, OPA's mission to communicate strategic, timely, and transparent information to communities across the nation and around the globe.

In addition to the support provided to the ICE mission in the form of photos, media b-roll, animation and graphic design, the collaborative effort of the Digital Engagement team produced a number of high-profile feature pages on a variety of topics such as Super Bowl 56, romance scams, victims' assistance, human trafficking, and Operation Boiling Point. The Digital Engagement team also designed, produced, and delivered an outstanding informational booth for the National Sheriffs Association (NSA). The team was recognized with two Telly Awards: a silver medal in the Social Video series and a bronze medal in the Branded Content campaign category for a female law enforcement recruitment campaign. ICE's internal employee site posted more than 740 stories.

Through OPA multimedia outreach, the team managed more than two dozen projects in FY 2022, including a diverse portfolio from podcasts and books to motion pictures and documentary series. The agency has participated in programs that have reached more than 34 million television viewers in the United States over the past 12 months.

Office of Public Engagement (OPE) |

Overview

OPE leads and coordinates outreach efforts with the public, key stakeholders, and ICE leadership to increase local and national awareness of the agency's mission, work, and priorities while building relationships and fostering trust in communities throughout the nation. OPE coordinates the agency's outreach efforts with critical stakeholders nationwide to ensure a unified approach to external engagement. Stakeholders include state, local, tribal, and territorial governments; elected officials; law enforcement; private sector organizations; faith-based organizations; and colleges and universities. OPE has two distinct components: the

Community Partnership and Engagement Office and the Victims Engagement and Services Line (VESL).

Key Programs and Accomplishments in FY 2022

Community Engagement and Partnerships: The Community Engagement and Partnership components have a cadre of 26 community relations officers in field offices across the United States who serve as liaisons to the public, key stakeholders, and ICE local leadership. In FY 2022, Community Relations Officers (CROs) handled more than 10,201 engagements and inquiries from various groups and individuals, including members of the public, attorneys, NGOs, faith-based organizations, and VESL.

Like other ICE programs, OPE has also been impacted by the agency's support for the broader DHS enterprise, including efforts at the Southwest Border. Throughout FY 2022, OPE staff have taken on additional details, network partnerships, and institutional initiatives, resulting in more than 230 additional engagements, including extended details to the Southwest Border Coordination Center. OPE HQ has also significantly increased its engagement, hosting 135 national level engagements in FY 2022, seven of which were HSI-related, and the rest related to ERO. In addition, OPE HQ participated in approximately 150 DHS-hosted engagements and another 11 interagency-related engagements.

Victims Engagement and Services Line: The VESL provides information, support, and victim-centered services to victims of crime regardless of citizenship or immigration status. The VESL office is supported by trained victim liaisons, CROs, and VESL call center staff. In FY 2022, the VESL hotline received a total of 22,107 calls; 121 of these calls were referred to CROs in ICE offices to address victims' request for information and resources. Many requests were for case status information and victim services. Requests for services were referred to ICE victim liaisons, who determined what types of social services were necessary and referred callers to local service providers. Many who contacted the VESL reported being victims of violent crimes, including assault and rape.

Office of Regulatory Affairs and Policy (ORAP) |

Overview

ORAP leads strategic policy and regulatory development to inform and empower ICE decisionmakers. It serves as the primary policy advisor to the director and deputy director through its participation in interagency policy forums and engagement with DHS, DHS components, and other executive branch agencies on agencywide policy matters involving ICE operations and functions. ORAP consists of two main divisions: the Policy Division and the Regulations Division.

Key Programs and Accomplishments in FY 2022

In FY 2022, ORAP played a key role in ensuring ICE policies and regulations reflect current law and DHS policy. In FY 2022, ORAP issued the following directives:

- *Interim BWC Policy:* In FY 2022, ORAP issued ICE Directive 19010.1, Interim Body Worn Camera (BWC) Policy, which authorizes the creation of an ICE BWC pilot program in response to congressional direction. The purpose of the BWC pilot program is to examine the operational feasibility of enterprise wide BWC use by identifying costs and benefits, including workload impacts, time commitments, and logistical challenges associated with implementation, and to ultimately increase public trust while improving officer and public safety, accountability, and transparency.
- *Using a Victim-Centered Approach with Noncitizen Crime Victims:*²¹ On December 2, 2021, ORAP issued ICE Directive 11005.3, which sets forth ICE policy regarding civil immigration enforcement actions involving noncitizen crime victims, including applicants for and beneficiaries of victim-based immigration benefits and continued presence. The directive states that absent exceptional circumstances, ICE will refrain from taking civil immigration enforcement action against known beneficiaries of victim-based immigration benefits and those known to have a pending application for such benefits. The revised directive sets policy for various victim-based immigration beneficiaries, including applicants for and beneficiaries of T visas, U visas, Violence Against Women Act (VAWA) relief, and Special Immigrant Juvenile classification for qualifying children who have been abused, neglected, or abandoned.
- *Implementation of Section 1367 Provisions for Noncitizen Victims of Crime:* On March 16, 2022, ORAP issued ICE Directive 11036.2, which sets forth ICE policy governing the identification and release of information protected by 8 U.S.C. § 1367, treatment of information from prohibited sources, and requires certifications if certain enforcement actions are taken at specified locations. The policy specifies that ICE personnel must not use or disclose protected information related to any noncitizens who have pending or approved applications subject to Section 1367 protections — including T visas, U visas, VAWA self-petitions, or VAWA cancellation of removal — to anyone other than a sworn officer or employee of DHS, the U.S. Department of State, or DOJ for legitimate agency functions unless another statutory exception applies.
- *Identification, Communication, Recordkeeping, and Safe Release Planning for Detained Individuals with Serious Mental Disorders or Conditions and/or Who Are Determined to be Incompetent by an Immigration Judge:* On April 5, 2022, ORAP issued ICE Directive 11603.2, which updates previous ICE policy to expand monitoring and reporting requirements to ensure individuals who have been identified as having a serious mental

²¹ ICE Directive 11005.3 supersedes ICE Directive No 11005.2, *Stay of Removal Requests and Removal Proceedings Involving U Nonimmigrant Status (U Visa) Petitioners* (Dec. 17, 2017), in its entirety.

disorder or condition or who are determined to be incompetent by an immigration judge are identified and pertinent information is properly communicated to all relevant parties, including attorneys of record, legal representatives, and qualified representatives. Further, the directive provides guidelines on facilitating the safe release of such individuals.

- *Consideration of U.S. Military Service When Making Discretionary Determinations with Regard to Enforcement Actions Against Noncitizens:* On May 23, 2022, ORAP issued ICE Directive 11039.2, which updates previous ICE policy to ensure officers and agents screen for, investigate, and appropriately document noncitizens' U.S. military service when encountered for civil immigration enforcement. When a noncitizen claims U.S. military service, this directive requires ICE to evaluate a noncitizen's eligibility for naturalization under sections 328 or 329 of the Immigration and Nationality Act before placing them in removal proceedings. ICE will not generally initiate removal proceedings against noncitizens who are statutorily eligible for naturalization as a result of their U.S. military service, absent significant aggravating factors.
- *Use of Compulsory Investigative Tools to Obtain Information or Records Related to the Journalistic Activities of Members of the News Media:* On June 13, 2022, ORAP issued ICE Directive 10093.1. In response to a congressional mandate issued in appropriations language, this policy requires that absent limited exceptions, ICE's deputy director must provide advance approval for the use of a compulsory investigative tool which seeks to obtain, or is reasonably likely to result in, the disclosure or encountering of information or records related to the journalistic activities of members of the news media. It applies to the use of any compulsory investigative tool, including administrative and judicial subpoenas and court orders.
- *Interests of Noncitizen Parents and Legal Guardians of Minor Children or Incapacitated Adults:*²² On July 14, 2022, ORAP issued ICE Directive 11064.3, which revises policy and procedures regarding noncitizen parental and guardianship interests and ensures that the agency's civil immigration enforcement activities do not unnecessarily disrupt or infringe upon the interests of noncitizen parents or legal guardians of minor children or incapacitated adults. Notably, it requires ICE personnel to affirmatively inquire about parental or legal guardian status when encountering a noncitizen and record or update such information in relevant data systems. This directive also provides updated procedures and requirements regarding the initial placement and subsequent transfer of parents and legal guardians, visitation, and access to child welfare services and programs.

²² ICE Directive 11064.3 Directive supersedes ICE Directive No. 11064.2, *Detention and Removal of Alien Parents or Legal Guardians* (Aug. 29, 2017).

Beyond issuing and revising ICE policies, ORAP also coordinates and oversees the development, review, and clearance of ICE regulations and Federal Register publications. During FY 2022, ORAP produced the following:

- *Optional Alternatives to the Physical Document Examination Associated with Employment Eligibility Verification (Form I-9) Notice of Proposed Rulemaking:* In recognition that many employers have adopted permanent remote work arrangements since the start of the pandemic, this rulemaking proposes creating a framework under which the Secretary of Homeland Security could authorize alternative options for document examination procedures associated with the Form I-9, Employment Eligibility Verification.
- *The Employment Authorization for F-1 Nonimmigrant Students Experiencing Severe Economic Hardship (F-1 Notices):* This policy grants relief to F-1 nonimmigrant students experiencing economic hardship due to emergent circumstances. The F-1 student notices allow qualifying students from certain countries to increase work hours and reduce course loads while maintaining F-1 status. ICE published nine such notices during FY 2022 for the following countries: Afghanistan, Burma, Cameroon, Hong Kong, South Sudan, Sudan, Syria, Ukraine, and Venezuela. Due to these efforts, approximately 16,000 nonimmigrant students will be able to carry reduced course loads and work increased hours while maintaining F-1 nonimmigrant status.
- *Update to the DHS Science, Technology, Engineering, or Mathematics (STEM) Designated Degree Program List:* By this notice the Secretary announced the amendment of the DHS STEM Designated Degree Program List by adding 22 qualifying fields of study and a corresponding Department of Education Classification of Instructional Programs code for each. The list is used to determine whether a degree obtained by certain F-1 nonimmigrant students following the completion of a program of study qualifies as a STEM degree for purposes of F-1 student eligibility for a 24-month extension of their post-completion optional practical training.

Conclusion |

In the two decades since its creation, ICE and its programs have continuously grown and innovated to meet changing operational conditions. As threats have become increasingly global and complex and the pace of change has accelerated, the agency and its personnel have been called on to use ICE's unique capabilities and law enforcement authorities to help keep the homeland secure. In FY 2023 and beyond, ICE will continue to carry out its mission with excellence and integrity by empowering its workforce, strengthening, and expanding partnerships, countering cross-border threats, and safeguarding the integrity of the U.S. immigration system.

Acronyms |

A-File	Alien File
AFU	Forfeiture Asset Unit
AOU	Armory Operations Unit
ATD	Alternatives to Detention
BEST	Border Enforcement Security Task Force
BWC	Body Worn Camera
C3	Cyber Crimes Center
CBP	U.S. Customs and Border Protection
CCHT	Center for Countering Human Trafficking
CERD	Committee on the Elimination of Racial Discrimination
CISA	Cybersecurity and Infrastructure Security Agency
CNP	Colombian National Police
COT	Cyber and Operational Technology
CPD	Counterproliferation Division
CRO	Community Relations Officer
CRCL	DHS Office for Civil Rights and Civil Liberties
CTOC	Countering Transnational Organized Crime
DEIA	Diversity, Equity, and Inclusion Accessibility
DHS	U.S. Department of Homeland Security
DO	Domestic Operations
DOJ	Department of Justice
EOFY	End of Fiscal Year
EOIR	Executive Office for Immigration Review
ERO	Enforcement and Removal Operations
EXCOM-South	Exodus Command Center-South
FBI	Federal Bureau of Investigation
FLETC	Federal Law Enforcement Training Centers
FOD	Field Office Director
FOIA	Freedom of Information Act
FY	Fiscal Year
GTD	Global Trade Division
HQ	Headquarters
HRVWCU	Human Rights Violators and War Crimes Unit
HSI	Homeland Security Investigations
HSIU	Homeland Security Investigations Unit
ICE	U.S. Immigration and Customs Enforcement
IDIQ	Indefinite Delivery, Indefinite Quantity
IHSC	ICE Health Service Corps
INV	Investigations Program Office
IO	International Operations

IPR Center	National Intellectual Property Rights Coordination Center
IRGC-QF	Islamic Revolutionary Guard Corps-Quds Force
ISP	Inspections Program Office
IT	Information Technology
JTFA	Joint Task Force Alpha
JTF-I	Joint Task Force-Investigations
LESA	Law Enforcement Systems Analysis
M&A	Management and Administration
MCAT	Mobile Criminal Apprehension Team
MIU	Management Inspections Unit
MRDS	Miniature Red Dot Sight
NATI	National Aviation Trafficking Initiative
NDS	National Detention Standards
NGO	nongovernmental organization
NSU	National Security Unit
OAFM	Office of Asset and Facility Management
OAQ	Office of Administration Operations
OAQ	Office of Acquisitions
OCC	Operation Cyber Centurion
OCFO	Office of Chief Financial Officer
OCIO	Office of the Chief Information Officer
OCR	Office of Congressional Relations
OD	Office of the Director
ODO	Office of Detention Oversight
ODCR	Office of Diversity and Civil Rights
OEI	Operation Expanded Impact
OFTP	Office of Firearms and Tactical Programs
OHC	Office of Human Capital
OIGP	Office of Information Governance and Privacy
OIPE	Office of Immigration Program Evaluation
OMB	Office of Management and Budget
OPE	Office of Partnership and Public Engagement
OPLA	Office of the Principal Legal Advisor
OPR	Office of Professional Responsibility
ORAP	Office of Regulatory Affairs and Policy
OSF	Operation Shattered Fortress
OVI	Operation Vested Interest
PBNDS	Performance Based National Detention Standards
PCN	Potomac Center North
PLEPU	Parole and Law Enforcement Programs Unit
PREA	Prison Rape Elimination Act
PSD	Personnel Security Division

SAC	Special Agent in Charge
SAUSA	Special Assistant United States Attorney
SEVP	Student and Exchange Visitor Program
SEVIS	Student and Exchange Visitor Information System
SLRP	Student Loan Repayment Program
SOP	Standard Operating Procedure
SOU	Support Operations Division
SRT	Special Response Team
STEM	Science, Technology, Engineering, or Mathematics
SWIFT	Scalable Ways to Implement Flexible Tasks
TCIU	Transnational Crime Investigative Unit
TCO	Transnational Crime Organization
TDY	Temporary Duty Travel
TFO	Task Force Officer
TOD	Tactical Operations Division
TTU	Trade Transparency Unit
TW	Trusted Workforce
UFAU	Use of Force Analysis Unit
USCIS	U.S. Citizenship and Immigration Services
USPIS	U.S. Postal Inspection Service
VAP	Victim Assistance Program
VAV	Virtual Attorney Visitation
VAWA	Violence Against Women Act
VESL	Victims Engagement and Services Line
YACMP	Young Adult Case Management Program

FY 2020 – FY 2022 Removals by Country of Citizenship²³

Country of Citizenship	FY 2020	FY 2021	FY 2022
Total	185,884	59,011	72,177
AFGHANISTAN	25	14	12
ALBANIA	53	10	19
ALGERIA	5	6	7
ANDORRA	1	-	-
ANGOLA	43	8	13
ANGUILLA	-	-	-
ANTIGUA-BARBUDA	6	3	4
ARGENTINA	87	80	60
ARMENIA	31	25	16
ARUBA	-	2	-
AUSTRALIA	39	12	15
AUSTRIA	6	2	1
AZERBAIJAN	9	3	5
BAHAMAS	76	94	55
BAHRAIN	-	1	-
BANGLADESH	305	29	67
BARBADOS	6	7	8
BELARUS	11	4	3
BELGIUM	10	5	6
BELIZE	78	42	65
BENIN	5	5	2
BERMUDA	1	3	2
BHUTAN	-	-	-
BOLIVIA	49	42	46
BOSNIA-HERZEGOVINA	27	26	14

²³ In certain instances, noncitizens may possess citizenship documents that correspond to a political entity whose name has changed over time or may otherwise differ from the official nomenclature recognized by the United States Government. While ICE seeks to update cases as new information becomes available, data reflects information contained in ICE's system of record as of EOFY 2022.

Country of Citizenship	FY 2020	FY 2021	FY 2022
BOTSWANA	2	-	1
BRAZIL	1,902	1,935	1,767
BRITISH VIRGIN ISLANDS	5	3	-
BRUNEI	-	-	-
BULGARIA	21	4	10
BURKINA FASO	4	9	12
BURMA	26	6	-
BURUNDI	10	4	1
CAMBODIA	32	1	5
CAMEROON	54	84	28
CANADA	320	136	137
CAPE VERDE	15	29	4
CAYMAN ISLANDS	1	2	2
CENTRAL AFRICAN REPUBLIC	1	1	1
CHAD	1	-	1
CHILE	351	252	553
CHINA, PEOPLES REPUBLIC OF	337	138	127
CHRISTMAS ISLAND	-	-	-
COCOS ISLANDS	-	-	-
COLOMBIA	931	748	3,753
COMOROS	-	-	-
CONGO	12	6	7
COSTA RICA	130	91	113
CROATIA	4	5	4
CUBA	1,583	95	48
CYPRUS	2	-	1
CZECH REPUBLIC	22	14	5
CZECHOSLOVAKIA	1	2	-
DEM REP OF THE CONGO	96	56	33
DENMARK	12	3	3
DJIBOUTI	-	-	-
DOMINICA	13	9	5
DOMINICAN REPUBLIC	1,835	1,289	1,497
EAST TIMOR	-	-	-
ECUADOR	2,951	1,471	1,600
EGYPT	78	40	19
EL SALVADOR	12,590	2,872	7,231

Country of Citizenship	FY 2020	FY 2021	FY 2022
EQUATORIAL GUINEA	7	1	2
ERITREA	37	6	20
ESTONIA	6	4	2
ESWATINI	-	-	-
ETHIOPIA	43	23	5
FIJI	9	2	5
FINLAND	4	1	5
FRANCE	83	23	44
FRENCH GUIANA	-	-	-
FRENCH POLYNESIA	-	-	-
GABON	4	3	-
GAMBIA	45	18	7
GEORGIA	44	12	10
GERMANY	63	30	50
GHANA	121	56	46
GREECE	17	7	16
GRENADA	6	3	5
GUADELOUPE	1	1	-
GUATEMALA	29,790	7,778	6,612
GUINEA	44	25	11
GUINEA-BISSAU	-	-	2
GUYANA	84	79	62
HAITI	895	353	1,532
HONDURAS	21,139	4,904	6,309
HONG KONG	3	3	4
HUNGARY	44	23	18
ICELAND	1	2	1
INDIA	2,312	292	276
INDONESIA	62	23	8
IRAN	16	10	13
IRAQ	32	32	13
IRELAND	19	10	17
ISRAEL	52	22	18
ITALY	139	65	102
IVORY COAST	41	12	9
JAMAICA	523	406	342
JAPAN	27	6	10

Country of Citizenship	FY 2020	FY 2021	FY 2022
JORDAN	70	61	30
KAZAKHSTAN	25	16	10
KENYA	85	33	24
KIRIBATI	-	-	-
KOREA	23	21	5
KOSOVO	13	13	5
KUWAIT	14	1	3
KYRGYZSTAN	3	8	1
LAOS	11	-	5
LATVIA	19	12	8
LEBANON	41	10	9
LESOTHO	-	-	-
LIBERIA	112	44	42
LIBYA	4	2	3
LIECHTENSTEIN	-	-	-
LITHUANIA	22	9	10
LUXEMBOURG	1	-	-
MACAU	1	1	-
MACEDONIA	-	-	-
MADAGASCAR	-	-	-
MALAWI	2	2	1
MALAYSIA	11	3	3
MALDIVES	-	-	-
MALI	15	10	7
MALTA	1	-	-
MARSHALL ISLANDS	16	-	-
MARTINIQUE	-	-	1
MAURITANIA	25	7	7
MAURITIUS	-	-	-
MEXICO	100,388	31,761	33,832
MICRONESIA, FEDERATED STATES OF	24	-	7
MOLDOVA	17	7	7
MONACO	-	-	-
MONGOLIA	19	5	3
MONTENEGRO	7	5	1
MONTENEGRO - RAPS	-	-	-
MONTSERRAT	-	-	-

Country of Citizenship	FY 2020	FY 2021	FY 2022
MOROCCO	27	20	14
MOZAMBIQUE	2	-	1
NAMIBIA	-	-	1
NAURU	1	-	-
NEPAL	97	23	28
NETHERLANDS	31	9	23
NETHERLANDS ANTILLES	4	-	-
NEW CALEDONIA	-	-	-
NEW ZEALAND	13	4	5
NICARAGUA	1,416	964	2,538
NIGER	5	6	2
NIGERIA	199	78	49
NORTH KOREA	-	1	-
NORTH MACEDONIA	10	4	3
NORWAY	11	2	4
OMAN	2	-	1
PAKISTAN	207	68	68
PALAU	4	5	3
PALESTINE	-	-	-
PANAMA	36	34	42
PAPUA NEW GUINEA	1	-	-
PARAGUAY	9	8	4
PERU	353	287	980
PHILIPPINES	120	81	75
PITCAIRN ISLANDS	-	-	-
POLAND	102	44	35
PORTUGAL	47	28	33
QATAR	1	2	-
REUNION	-	-	-
ROMANIA	263	209	184
RUSSIA	108	80	68
RWANDA	8	4	5
SAMOA	4	6	-
SAN MARINO	-	-	-
SAO TOME AND PRINCIPE	-	-	-
SAUDI ARABIA	60	29	11
SENEGAL	52	17	25

Country of Citizenship	FY 2020	FY 2021	FY 2022
SERBIA	16	10	10
SERBIA AND MONTENEGRO	1	-	-
SEYCHELLES	1	-	-
SIERRA LEONE	23	28	9
SINGAPORE	5	2	6
SLOVAKIA	12	9	2
SLOVENIA	2	2	-
SOLOMON ISLANDS	-	-	-
SOMALIA	112	47	10
SOUTH AFRICA	31	25	7
SOUTH KOREA	129	50	22
SOUTH SUDAN	41	22	2
SPAIN	235	128	165
SRI LANKA	119	75	45
ST. HELENA	-	-	-
ST. KITTS-NEVIS	3	2	4
ST. LUCIA	10	16	4
ST. PIERRE AND MIQUELON	-	-	-
ST. VINCENT-GRENADINES	8	11	10
SUDAN	17	4	5
SURINAME	1	6	-
SWAZILAND	-	-	-
SWEDEN	9	14	8
SWITZERLAND	10	2	4
SYRIA	2	-	2
TAIWAN	42	9	24
TAJIKISTAN	4	3	4
TANZANIA	13	10	4
THAILAND	25	25	9
TOGO	14	10	5
TONGA	10	-	-
TRINIDAD AND TOBAGO	73	48	38
TUNISIA	6	6	-
TURKEY	77	35	166
TURKMENISTAN	-	-	1
TURKS AND CAICOS ISLANDS	3	1	1
TUVALU	-	-	-

Country of Citizenship	FY 2020	FY 2021	FY 2022
UGANDA	21	7	2
UKRAINE	106	44	24
UNITED ARAB EMIRATES	3	1	2
UNITED KINGDOM	173	73	102
UNKNOWN	30	13	8
URUGUAY	28	21	14
USSR	-	-	-
UZBEKISTAN	49	21	55
VANUATU	-	-	-
VENEZUELA	193	176	176
VIETNAM	93	33	15
YEMEN	14	6	15
YUGOSLAVIA	6	1	2
ZAMBIA	8	7	2
ZIMBABWE	16	1	3